



STRANDLINE  
resources limited



Building a Significant Critical Minerals Business

ASX: STA

MARCH 2023

# DISCLAIMER & IMPORTANT NOTICES



STRANDLINE  
resources limited

## IMPORTANT NOTICE & DISCLAIMER

The purpose of this presentation is to provide general information about Strandline Resources Limited (“Strandline”). It is not recommended that any person makes any investment decision in relation to Strandline based on this presentation. The presentation contains certain statements which may constitute “forward looking statements”. Such statements are only predictions and are subject to inherent risks and uncertainties which could cause actual values, results, performance or achievements to differ materially from those expressed, implied or projected in any forward looking statement.

No representation or warranty, express or implied, is made by Strandline that the material contained in this presentation will be achieved or prove to be correct. Except for statutory liability which cannot be excluded, each of Strandline, its employees and advisers expressly disclaims any responsibility for the accuracy or completeness of the material contained in this presentation and excludes all liability whatsoever (including in negligence) for any loss or damage which may be suffered by any person as a consequence of any information in this presentation or any error or omission.

Strandline accepts no responsibility to update any person regarding any inaccuracy, omission or change in information in this presentation or any other information made available to a person nor any obligation to furnish the person with any further information.

All amounts stated within this presentation are stated in Australian Dollars unless otherwise noted. Figures stated within this presentation may contain immaterial rounding differences.

This presentation is authorised for release by the Strandline Board of Directors.

## ADDITIONAL INFORMATION

This presentation should be read in conjunction with the 2022 Annual Report and the Quarterly Activities Report for Dec 2022 together with any announcement made by Strandline in accordance with its continuous disclosure obligations under the Corporations Act. Refer to [www.strandline.com.au](http://www.strandline.com.au) for full details, including Strandline’s 2022 Sustainability Report.

For details of the Coburn Project Updated DFS, Ore Reserves and Mineral Resources and the material assumptions underpinning the production target and financial results refer to the ASX announcements dated 04 June 2020, 16 April 2019 and 14 November 2018.

For details on the Fungoni Maiden Ore Reserve Statement and Updated-DFS refer to the ASX announcements dated 06 October 2017 and 01 November 2018.

For details of the Mineral Resources for the Tajiri Project and Engineering Scoping Study refer to the ASX announcements dated 09 July 2019 and 07 October 2020.

Refer to ASX announcements dated 12 September 2018 and 07 November 2018 for details on Bagamoyo and Sudi exploration projects, respectively.

Also, refer to the Competent Person statements included in this presentation.

TZ Minerals International (TZMI) is a global, independent consulting and publishing company specialising in data, analysis and information across the mineral sands industries. TZMI’s Feb-2020 forecast US\$/t nominal pricing has been converted to US\$/t Real pricing by applying a 2.2% pa inflation factor (refer page 5).

# BUILDING A SIGNIFICANT CRITICAL MINERALS BUSINESS



STRANDLINE  
resources limited



**Globally significant growth pipeline** in a strategic critical minerals sector



**Production ramp-up underway** at 100%-owned Coburn mineral sands project in WA



**Three shipments of concentrate sold already** totalling ~25,000t valued at ~A\$25 million



Coburn DFS forecast avg. **annual EBITDA of A\$104M** (for 22.5-37 years) **~55% margin**



**Strong long term market demand & supply shortfall** underpins growth strategy



**COBURN PROJECT, WA**  
*Strandline's Flagship Project*

**TANZANIA GROWTH PROJECTS**  
*Fungoni + Tajiri + Bagamoyo*

# CORPORATE SNAPSHOT – STRANDLINE IS GROWING



STRANDLINE  
resources limited



**Our vision**  
Enriching Everyday Life

**\$487m**  
market cap  
@ \$0.39 per share

**\$67m**  
cash in bank  
31 December 2023

**24%**  
women  
in Strandline's team

**TRIFR 1.1**  
total recordable injury  
frequency rate



**Highly experienced & diverse board & proven development team**



**Sustainable future** through responsible mining, innovation & ethical practices

## SHARE PRICE & VOLUME HISTORY



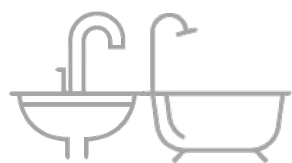
# MARKET DEMAND IS STRONG AND SUPPLY IS TIGHT



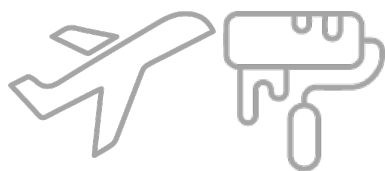
STRANDLINE  
resources limited

- **Critical minerals** used in everyday life
- **Increasing demand** driven by urbanisation, rising living standards, global growth & new applications, incl. electrification & renewables
- **Future supply is restricted** by mine closures, declining grades & few new quality projects
- **Security of supply becoming increasingly important** & Strandline's Australian supply provides extra certainty
- **Spot prices significantly higher** than Coburn DFS assumptions
- Strandline is **well placed to capitalise on strong long term market fundamentals**

Zr




Ti



Ce

Nd

Pr



# COBURN MINERAL SANDS PROJECT IN WA



STRANDLINE  
resources limited

Coburn has a major infrastructure advantage, situated close to Geraldton port



100kms



# COBURN IS A STRATEGIC LONG LIFE ASSET



STRANDLINE  
resources limited

**commercial  
production**  
achieved

**22.5 - 37**  
year ore reserve +  
production targets

**+\$104m**  
forecast avg.  
annual EBITDA <sup>1</sup>

**~55%**  
forecast EBITDA  
margin <sup>1</sup>

**major lender**



Australian Government



Northern Australia Infrastructure Facility

**expansion plans already  
under review**



Open pit mining with  
ore starting at surface

<sup>1</sup> Coburn DFS (04 June 2020) is underpinned by the Coburn JORC-2012 compliant Ore Reserve Statement as per ASX dated 16 April 2019

# HMC PRODUCTION AND CASHFLOW RAMPING UP



STRANDLINE  
resources limited

- Production ramp-up of the mine & Wet Concentration Plant (WCP) is progressing to schedule
- Low strip ratio, low slimes, conventional mining, free-flowing sand, coarse grain, rich mineral assemblage & modern processing = LOWER RAMP-UP RISK
- WCP is already approaching nameplate performance levels in terms of throughput, heavy mineral recoveries & grade specification of HMC product
- Strandline has exported +25,000t of HMC since commencing production on 18 Nov-2022, generating +A\$25m of sales revenue to date
- Quality of the +94% HMC being produced is perfectly in line with the design parameters of the downstream MSP
- Key operational focus remains on improving equipment availability & optimising recoveries to increase consistency at nameplate levels

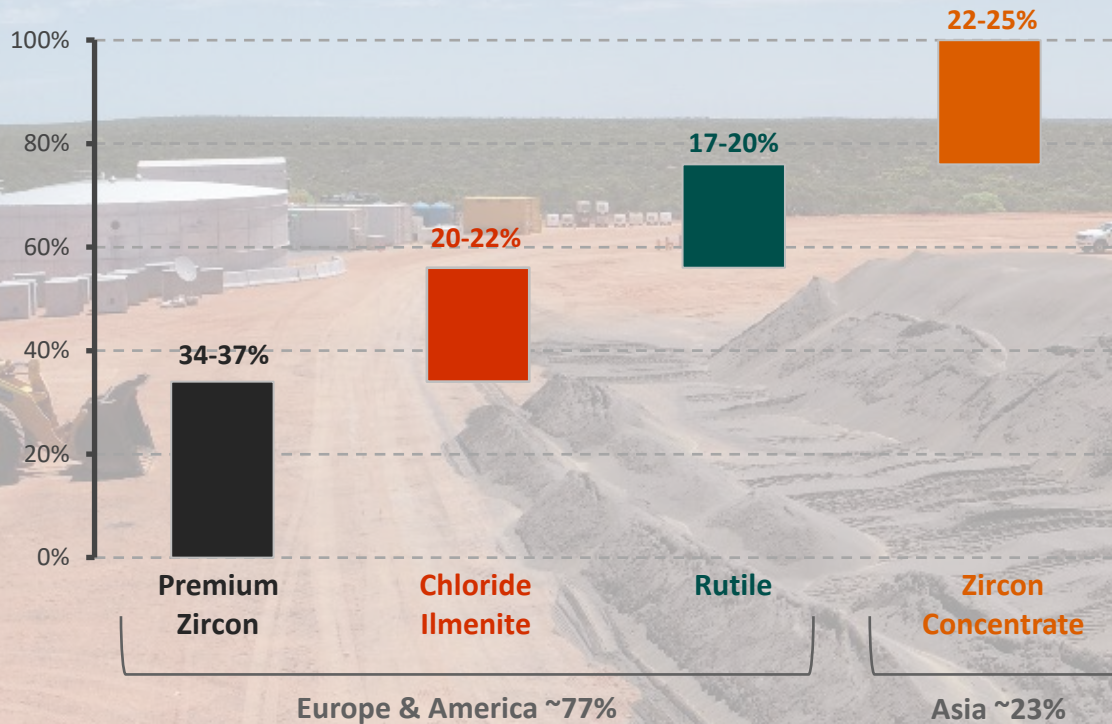


# COBURN'S MODERN MINERAL SEPARATION PLANT



STRANDLINE  
resources limited

- **Ore commissioning of MSP is advancing** to produce premium final products
- **Binding offtake contracts covering 100% of production** with leading consumers across Europe, America & China
- **Estimated revenue covered by offtake:**

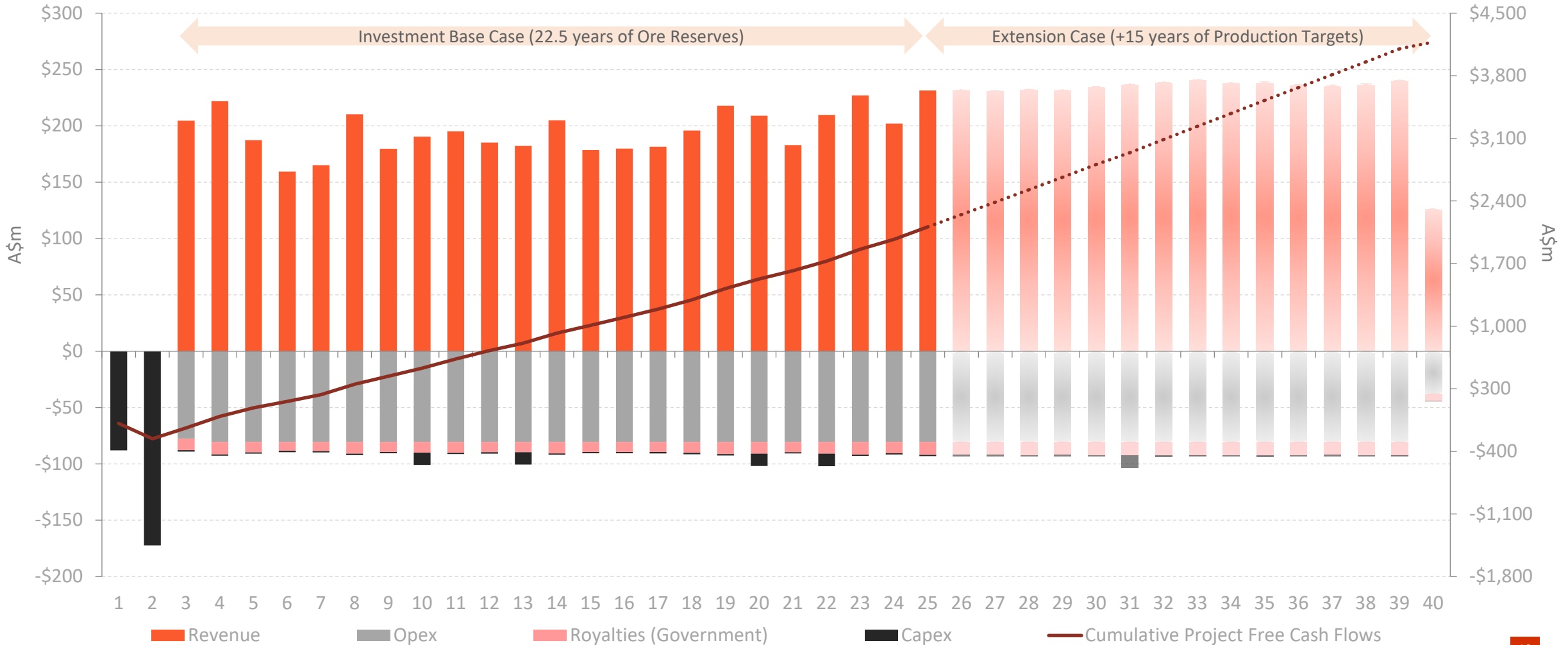


# COBURN TO GENERATE HIGH-MARGIN CASH FLOWS



STRANDLINE  
resources limited

*Coburn DFS (2020) forecasts a high-margin revenue-to-operating cost ratio of 2.4 (cash cost basis) and an EBITDA margin of ~55%, expected to place*



# COBURN HAS ADOPTED RENEWABLES FROM THE OUTSET



STRANDLINE  
resources limited




9 X 2 MW  
High Efficiency  
Gas Generators



11 MW  
SOLAR PHOTO  
VOLTAIC



4 MW  
DYNAMIC  
BATTERY STORAGE



FUTURE WIND  
TURBINES &  
MORE SOLAR

innovative low-cost,  
low-emission hybrid  
energy solution

# STRANDLINE IS COMMITTED TO SUSTAINABLE MINING



## PEOPLE, HEALTH & SAFETY

- **Relentless focus on health, safety & wellbeing**
- Embed a high-performance, psychologically safe culture
- Stay true to our core values & behaviors in all situations
- **Promote diversity, inclusion & equal opportunities**
- Investing in the success of our people & celebrating success
- Be an employer of choice attracting highly talented people
- Adopt zero-tolerance to bullying, harassment and discrimination



## ENVIRONMENT

- Striving for industry best practice & compliance
- **Energy efficient mine design & driving emission reductions**
- Minimise physical footprint
- Reduce waste and water use, maximizing recycling
- **Rehabilitate & offset, fostering rich Biodiversity**
- Source environmentally sustainable materials
- Climate change risk management



## COMMUNITY

- **Enduring benefits that enhance the communities in which we operate**
- Proactively & transparently engage with stakeholders
- Prioritise indigenous engagement & local supply chains
- **Respect the beliefs, customs, culture, sensitivities & human rights**
- Invest in community & social value-add initiatives



## SUSTAINABLE FUTURE

- **Strong governance & integrity across business functions**
- Enable value creation to customers & shareholders
- Ensure we do what's ethically & socially right
- **Drive low-cost per ton through innovation & continuous improvement**
- Become a reliable critical minerals producer to support future facing industries
- Set ambitious sustainability targets for the future

# TANZANIA GROWTH: UNLOCKING THE IMMENSE VALUE



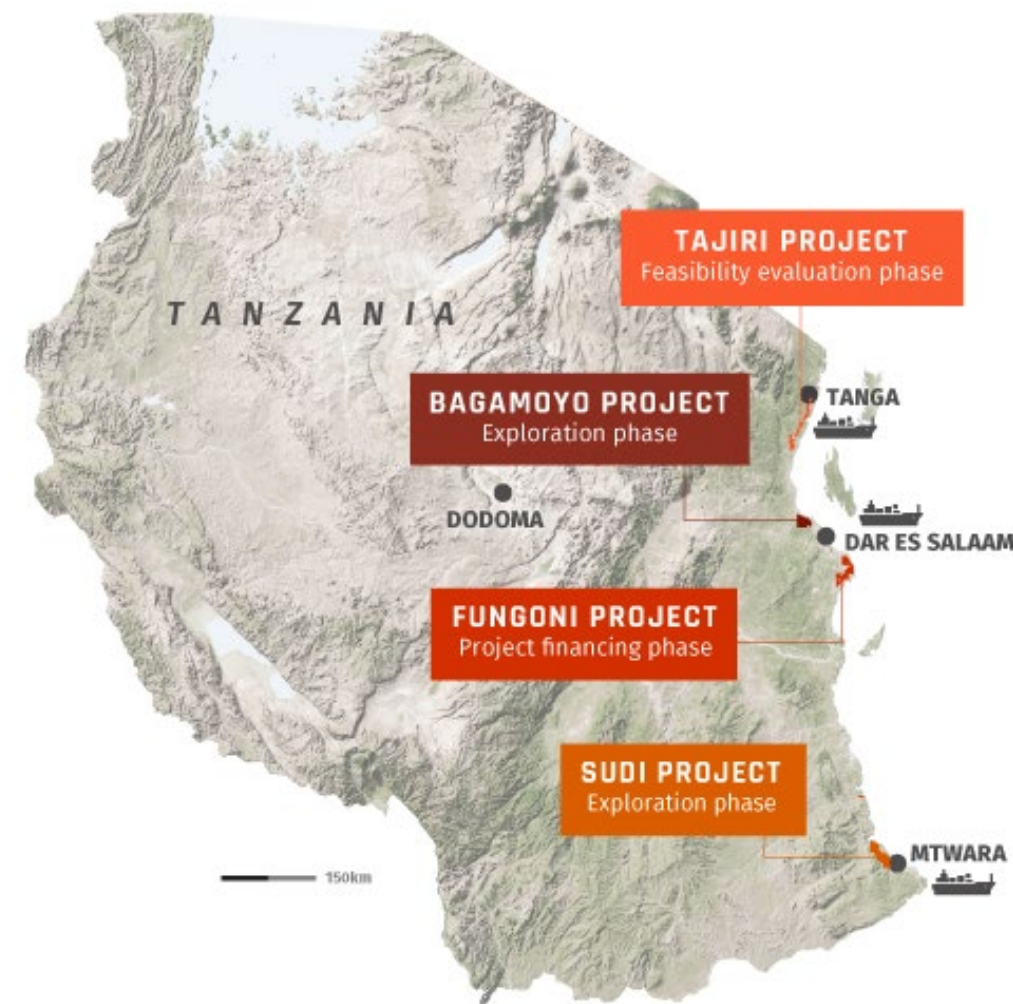
STRANDLINE  
resources limited

*Pipeline of major mineral sands projects in Tanzania, with Fungoni being the first project set for development followed by the large scale Tajiri mineral sands project near the port of Tanga*

- Strandline (84%) are in joint venture with the Tanzanian Government (16%), titled Nyati
- Nyati holds a **strategic mineral sands tenure position** along the coastline of Tanzania
- Fungoni and Tajiri are forecast to generate **+A\$1.4 billion of EBITDA over ~30 years** based on Production Targets and studies
- Fungoni and Tajiri benefit from JORC Resources defined from surface, with proximity to port and services infrastructure
- **Key environmental approvals already secured**, highlighting the strong ESG and economic credentials of Fungoni and Tajiri
- Final approvals and execution planning advancing



Figure: Corporate Structure for Strandline's Tanzania Project Portfolio



# BUILDING A SIGNIFICANT CRITICAL MINERALS BUSINESS



ENRICHING EVERYDAY LIFE



# APPENDIX A: WEALTH OF DIVERSE BOARD EXPERIENCE



**Didier Murcia AM**  
Non-Executive Chair (also Nyati)

**35+ years  
experience**



Mr Murcia has 30+ years of legal and corporate expertise in resources sector. Honorary Consul for Tanzania in Australia, with extensive Tanzanian experience and high level connections. Currently Chair of Centaurus Resources Limited and Alicanto Minerals Limited.

**Luke Graham**  
Managing Director and Chief Executive Officer (also Nyati)

**25+ years  
experience**



Engineering professional with 25+ years' experience in resources sector. MD of Strandline for 5 years. Formerly Regional GM of global minerals engineering and project delivery firm Sedgman Pty Ltd (a member of the CIMIC Group) serving 11 years in various senior leadership roles.

**Mark Hancock**  
Non-Executive Director

**30+ years  
experience**



Mr Hancock, who holds a Bachelor of Business (B.Bus) degree, is a Chartered Accountant (CA) and a Fellow of the Financial Services Institute of Australia, has over 30 years' experience in key financial, commercial and marketing roles in the natural resources sector.

**John Hodder**  
Non-Executive Director

**30+ years  
experience**



Mr Hodder is a Geologist by background with a B.Sc. in Geological Sciences and a B.Com. in Finance and Commerce from the University of Queensland. He spent ten years in the mining and oil and gas industries before completing a M.B.A. at London Business School.

**Alexandra Atkins**  
Non-Executive Director

**25+ years  
experience**



Ms Atkins is a Mining engineer, geotechnical engineer and geologist with an MBA (Finance). Graduate of Australian Institute of Company Directors. Chartered Professional Fellow of The AusIMM and Engineers Australia. 25+ years experience in roles that find, design & run mines.

**Peter Watson**  
Non-Executive Director

**30+ years  
experience**



Over 30 years in the professional services industry within the global resources sector, with roles ranging from Technical Engineering, Project Delivery and Project Development, facilities operational management and asset optimization, through to MD-CEO within global organisations.

**James Chialo**  
Alternate Non-Executive Director (also Nyati)

**20+ years  
experience**



Mr Chialo obtained his Business Degree at Notre Dame University in WA and has been a Director of Strandline's Tanzanian subsidiaries since 2016. Mr Chialo is based in Dar es Salaam, Tanzania and is also employed as Strandline's senior manager of Stakeholder and Sustainability.

Source: Refer [www.strandline.com.au](http://www.strandline.com.au) for more information on the Strandline Board of Directors and Management



# APPENDIX B: COBURN – RESOURCES & RESERVES



STRANDLINE  
resources limited

*Coburn is a world scale mineral sands deposit, containing a rich zircon-titanium heavy mineral assemblage, with 20Mt of in situ heavy mineral, low slimes, low oversize and strong geological continuity across and along strike*

## COBURN JORC-2012 GLOBAL MINERAL RESOURCES <sup>1,2,3</sup>

Resource Category	Ore <sup>(1)</sup>			Valuable HM Grade (In-Situ) <sup>(2)</sup>					
	Material (Mt)	In situ THM (Mt)	THM (%)	Ilmenite (%)	Rutile (%)	Zircon (%)	Leucoxene (%)	Slimes (%)	Oversize (%)
Measured	119	1.5	1.3	45	5	24	6	3	6
Indicated	607	7.7	1.3	48	7	22	5	3	3
Inferred	880	10.4	1.2	49	7	21	4	3	1
<b>Total</b>	<b>1606</b>	<b>19.6</b>	<b>1.2</b>	<b>48</b>	<b>7</b>	<b>22</b>	<b>5</b>	<b>3</b>	<b>2</b>

### Notes:

<sup>1</sup>Mineral Resources reported at a cut-off grade of 0.8% THM

<sup>2</sup>Valuable Mineral assemblage is reported as a percentage of in situ THM content

<sup>3</sup>Appropriate rounding applied

Source: Coburn Updated JORC compliant Mineral Resource estimate, 14 November 2018

## COBURN PROJECT JORC 2012 ORE RESERVE STATEMENT APRIL-2019

ORE RESERVES SUMMARY FOR COBURN PROJECT				
Deposit	Reserve Category	Heavy Mineral		
		Ore (Mt)	HM (Mt)	THM (%)
Coburn - Amy South	Proved	106	1.16	1.10
Coburn - Amy South	Probable	417	4.66	1.12
	<b>Total<sup>1</sup></b>	<b>523</b>	<b>5.83</b>	<b>1.11</b>

### Notes:

<sup>1</sup>Total may deviate from the arithmetic sum due to rounding

Source: Coburn Updated JORC compliant Ore Reserve Statement, 16 April 2019



Image: Coburn Project Location Map

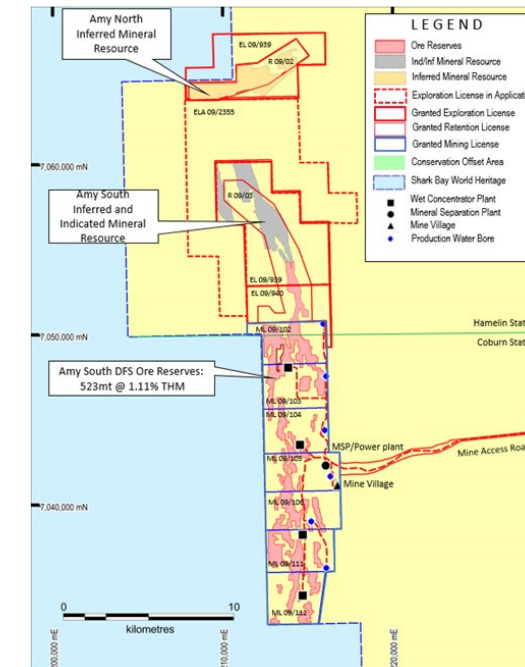


Image: Coburn Project Mine Pit and Tenement Outline

Product	Unit	2022	2023	2024	2025+
Zircon	US\$/t	1,540	1,529	1,495	1,495
Rutile	US\$/t	1,178	1,139	1,138	1,138
Chloride Ilmenite	US\$/t	280	283	274	274

Table: Summary of TZMI's Feb-2020 annual price forecast per product used in the Coburn DFS (US\$/t FOB Real)

# APPENDIX B: COBURN - MINE LIFE EXTENSION CASE



*Potential to increase project Reserves and returns, through evaluation of resources extending north along strike of the current Ore Reserves. A Scoping Study assessment of Amy South Indicated-Inferred material (“Extension Case”) has also been completed*

## MINE LIFE “EXTENSION CASE” SCOPING STUDY

- Scoping Study results confirm the potential to increase the mine life **37.5 years (↑15 years)** and project returns to **A\$4.5B overall project EBITDA**
- Extension Case **pre-tax NPV<sup>8</sup> of A\$825m**, when integrated with the DFS Final Products Case
- Purpose of the Scoping Study was to ascertain the financial benefits of a longer mine life by scheduling production targets from Indicated and Inferred Mineral Resource
- Mineral Resources lie north of the DFS Ore Reserves and represent the strike continuation of the same body of mineralisation
- Production targets are scheduled from year 22.5 when the DFS Ore Reserves are depleted
- No significant capital expenditure is required to access the Extension Case production targets

*There is a lower level of geological confidence associated with Inferred Mineral Resources and there is no certainty that further exploration work will result in the determination of Indicated Mineral Resources or that the Production Target itself will be realised. The stated Production Target is based on the Company’s current expectation of future results or events and should not be solely relied upon by Investors when making investment decisions. Further evaluation work and appropriate studies are required to establish sufficient confidence that this target will be met*

### Notes:

<sup>1</sup> The Coburn DFS (04 June 2020) is underpinned by the Coburn JORC-2012 compliant Ore Reserve Statement as per ASX dated 16 April 2019

<sup>2</sup> The Extension Case Scoping Study referred to in this announcement has been undertaken to evaluate the financial impacts of extending the mine life at the Coburn Mineral Sands Project. It is a preliminary technical and economic study based on low level technical and economic assessments that are insufficient to support the estimation of ore reserves. The Production Target and forecast financial information is based on JORC (2012) Mineral Resources which are reported and classified at approximately 1% Indicated and 99% Inferred. Further exploration, evaluation work and appropriate studies are required before Strandline can estimate ore reserves or provide certainty of a development case for the Mine Life extension case. Given the uncertainties Investors should not make investment decisions solely on the results of the scoping study. No significant capital expenditure will be required to access the Production Target relating to the Extension Case, however additional sustaining capital cost has been allowed and based on calculations in the DFS. Investors should note that there is no certainty that Strandline will be able to raise funding when needed. It is also possible that funding may only be available on terms that may be dilutive to or otherwise affect the value of Strandline’s shares.

## FINANCIAL EVALUATION – EXTENSION CASE

Category	Update DFS (Jun-2020)	Extension Case only	Extension Case Integrated
Mine Life	22.5yrs	15yrs	<b>37.5yrs</b>
Mine plan	1-22.5yrs	22.5-37.5yrs	<b>1-37.5yrs</b>
Tonnes Mined	523Mt	353Mt	<b>876Mt</b>
Throughput	23.4Mtpa	23.4Mtpa	<b>23.4Mtpa</b>
Capex	A\$260M	Nil	<b>A\$260M</b>
Revenue	A\$4.37B	A\$3.57B	<b>A\$7.94B</b>
Total Opex (C1)	A\$1.80B	A\$1.20B	<b>A\$3.00B</b>
Total AISC	A\$2.08B	A\$1.41B	<b>A\$3.49B</b>
Avg. annual C1 Cost	A\$361/t	A\$302/t	<b>A\$334/t</b>
Avg. annual AISC (“A”)	A\$418/t	A\$347/t	<b>A\$389/t</b>
Avg. annual Basket Price (“B”)	A\$877/t	A\$892/t	<b>A\$884/t</b>
Avg. Cash Margin (B-A)	A\$459/t	A\$545/t	<b>A\$495/t</b>
EBITDA	A\$2.35B	A\$2.19B	<b>A\$4.54B</b>
Avg. annual EBITDA	A\$104M	A\$140M	<b>A\$120M</b>

# APPENDIX C: FUNGONI - LOW CAPEX DEVELOPMENT



STRANDLINE  
resources limited

*Strandline advancing to develop Tanzania's first major mineral sands mine, unlocking the strategic value of its Tanzanian portfolio*

- Fungoni project **DFS complete**<sup>1</sup> showing strong technical fundamentals
- **High-margin** revenue-to-opex (C1) ratio of x2.8, pre-tax IRR of 61% and NPV<sup>10</sup> of US\$48.7m
- LOM EBITDA of US\$115m (avg annual US\$18.5m), based on TZMI forecast
- **Low capex**, modular relocatable design of ~US\$35m excluding financing and corporate costs
- **Nedbank CIB finance facility previously signed** to underwrite US\$26m debt, subject to finalisation of remaining finance documents and conditions precedent <sup>2</sup>
- **Mining licence, construction permit and environmental certificate secured**, highlighting the strong ESG and economic credentials of Fungoni and Tajiri
- Fungoni benefits from JORC Resources defined from surface, and proximity to port, road and services infrastructure
- Development timetable, execution strategies and financing structure under review

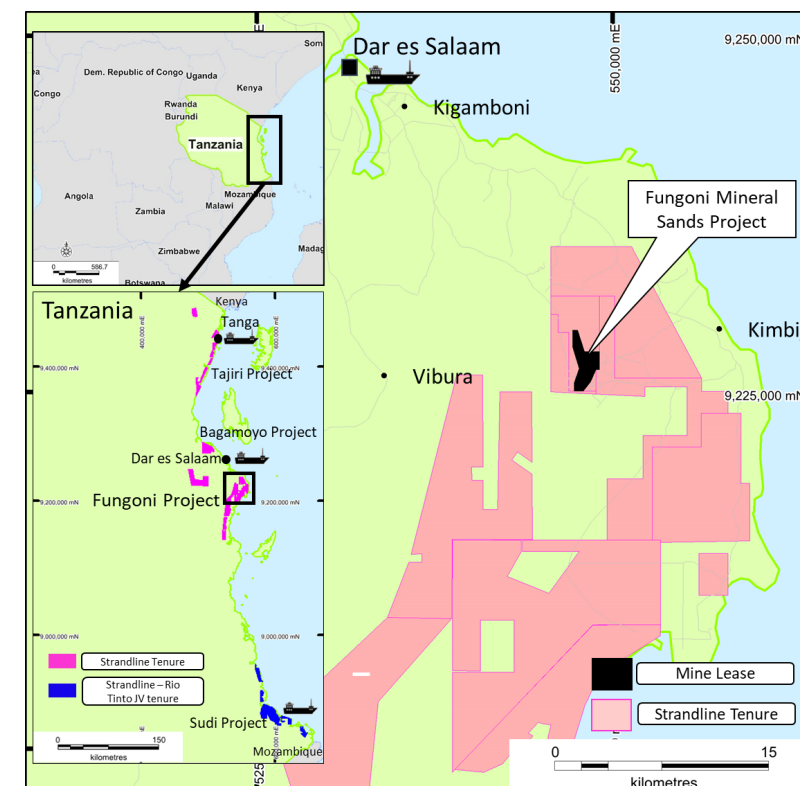


Image: Fungoni 25km from the Dar es Salaam Port



Image: Fungoni Beneficiation Facilities - Preliminary 3D model

## Notes:

<sup>1</sup> Refer to the ASX Announcement dated 01 November 2018 (Updated DFS) for full details of the material assumptions underpinning Fungoni's production target and financial results

<sup>2</sup> For information on Nedbank Project Finance Facility Agreement refer ASX Announcement dated 06 April 2020.

# APPENDIX C: FUNGONI – DFS DASHBOARD



STRANDLINE  
resources limited

## FUNGONI JORC MINERAL RESOURCES<sup>1,2,3</sup>

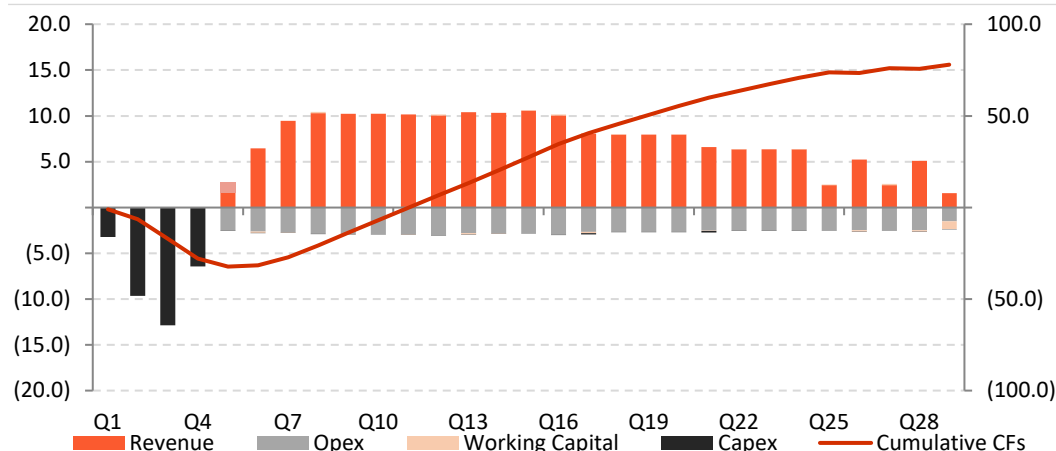
Resource Category	Ore			Valuable HM Grade (In-Situ)				
	Material (Mt)	THM (%)	Ilmenite (%)	Rutile (%)	Zircon (%)	Leucoxene (%)	Slimes (%)	Oversize (%)
<b>Measured</b>	8.8	4.3%	43.3%	4.3%	18.3%	1.0%	18.5%	6.8%
<b>Indicated</b>	13.0	1.8%	36.7%	4.3%	14.6%	1.4%	24.4%	7.3%
<b>Total</b>	<b>21.7</b>	<b>2.8%</b>	<b>40.7%</b>	<b>4.3%</b>	<b>16.9%</b>	<b>1.2%</b>	<b>22.0%</b>	<b>7.0%</b>

## FUNGONI JORC ORE RESERVES<sup>2</sup>

Reserve Category	Ore		Heavy Mineral
	Material (Mt)	Material (kt)	(%)
<b>Proven</b>	6.9	341	4.9%
<b>Probable</b>	5.4	138	2.6%
<b>Total</b>	<b>12.3</b>	<b>480</b>	<b>3.9%</b>

**Notes:**  
<sup>1</sup>The Mineral Resource estimate has been classified according to the definitions of the JORC Code (2012).  
<sup>2</sup>Figures are rounded to one decimal place.  
<sup>3</sup>Mineral Resources reported at a cut-off grade of 1.0% THM.

## FUNGONI QUARTERLY NET OPERATING CASH FLOW (US\$M)



**Notes:**  
<sup>3</sup>Net cash flows are on a US\$ pre-tax, pre-finance basis and excluding corporate overheads.  
<sup>4</sup>Opex includes Government royalties. Capex includes upfront and sustaining capex.  
**Source:** Fungoni Original DFS, 6 October 2017 and Updated-DFS, 01 November 2018.

## FUNGONI DFS FINANCIAL METRICS

Description	Updated DFS Result (Oct-18)
NPV (10% WACC, Real, Pre Tax, no debt)	<b>US\$48.7m</b>
IRR	<b>61.1%</b>
NPV (10% WACC, Real, Post Tax, no debt)	<b>US\$30.8m</b>
IRR	<b>42.1%</b>
NPV (8% WACC, Real, Post Tax, no debt)	<b>US\$34.8m</b>
Operational Cashflow Payback Period of Initial Capital	<b>2.67 years</b>
LOM Revenue	<b>US\$184.2m</b>
LOM EBITDA	<b>US\$114.8m</b>
LOM OPEX C1 Costs inc transport	<b>US\$66.1m</b>
LOM All-in Sustaining Costs (AISC)	<b>US\$74.9m</b>
Revenue to C1 Cost Ratio	<b>2.8</b>
Annual Average Operating Margin	<b>US\$391/t</b>
LOM Project Cash Flow	<b>US\$81.7m</b>

Description	Updated DFS Result (Oct-18)
Annual Production Rate (Steady State)	<b>2.0Mt</b>
LOM Production	<b>12.3Mt</b>
Mine Life (Initial)	<b>6.2 Years</b>
Exchange Rate (A\$/US\$)	<b>0.75</b>
Capital Expenditure (Pre-production)	<b>US\$32.1m</b>
Product Price Zircon (FOB) Avg. LOM	<b>US\$1,229/t</b>
Product Price Rutile (FOB) Avg. LOM	<b>US\$1,129/t</b>
Product Price Ilmenite (FOB) Avg. LOM	<b>US\$266/t</b>
Product Price Monazite (FOB) Avg. LOM	<b>US\$1,804/t</b>

**Table:** DFS Key Assumptions

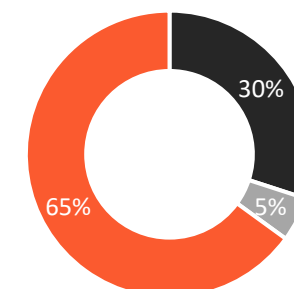
**Notes:**

<sup>3</sup>Refer to the ASX Announcement dated 01 November 2018 (Updated DFS) and 6 October 2017 (Original DFS) for full details of the material assumptions underpinning the production target and financial results for the Fungoni Project.

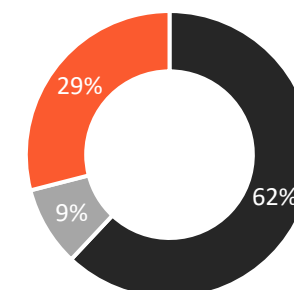
<sup>5</sup>Calculated on in-ground value per tonne of Ore Reserve material and based on approximate spot prices (Jun-2018) of chloride ilmenite US\$250/t, rutile \$1,050/t (flux), leucoxene US\$900/t, premium zircon US\$1,600/t and monazite US\$2,000/t. Refer overleaf for JORC Mineral Resource and Ore Reserve estimate.

## GRADE AND MINERAL ASSEMBLAGE UNDERPIN EXCEPTIONAL IN-GROUND VALUE

**US\$18.86/t** : **US\$6.09/t**  
**PER IN-GROUND TONNE<sup>6</sup>** : **AISC OPEX PER TONNE MINED<sup>5</sup>**



**Figure:** Fungoni Production by Product (tonnes)



**Figure:** Fungoni Revenue by Product (US\$m)



# APPENDIX D: TAJIRI – STUDY DASHBOARD



## TAJIRI SCOPING STUDY - KEY FINANCIAL METRICS

Description	Tajiri Scoping Study
Mine Life	23.4yrs
Ore Tonnes Mined	185Mt
Ore Throughput	8Mtpa
Capex	US\$125M
LOM Revenue	US\$1.61B
LOM Opex (C1)	US\$0.66B
LOM AISC	US\$0.76B
Avg. C1 Cost per Product Tonne	US\$124/t
Avg. AISC per Product Tonne ("A")	US\$143/t
Avg. Basket Price ("B")	US\$303/t
Avg. Cash Margin (B-A)	US\$160/t
LOM EBITDA	US\$0.9B
Avg. Annual EBITDA	US\$36.8M

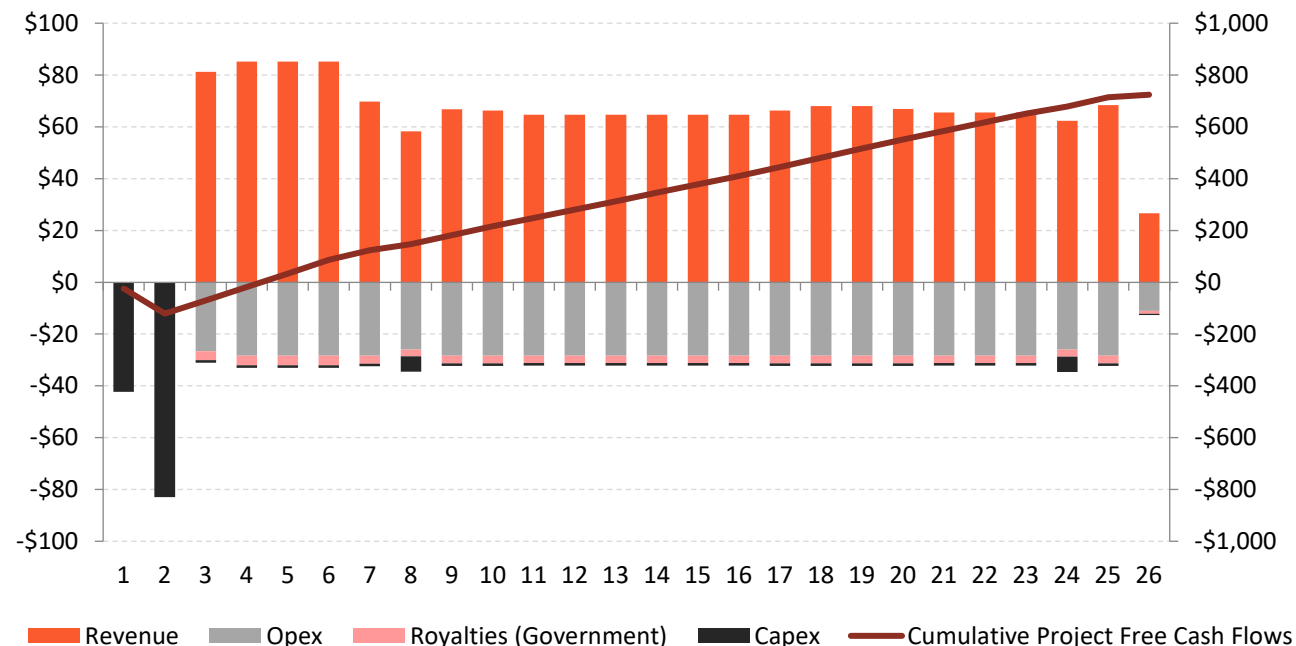
**PRE-TAX NPV<sub>10</sub> US\$205 MILLION & IRR 36%**

**LOM REVENUE of US\$1.6 BILLION**

**ANNUAL EBITDA OF US\$37 MILLION**

**HIGH MARGIN REVENUE-TO-COST RATIO<sub>(c1)</sub> OF 2.4**

## TAJIRI SCOPING STUDY - ANNUAL NET OPERATING CASH FLOW (US\$M)

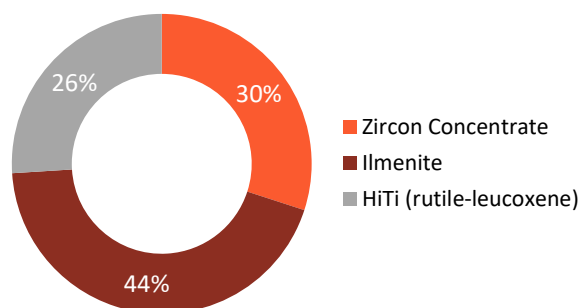


**Notes:**

<sup>1</sup>Net cash flows are on a pre-tax, real, pre-finance basis

<sup>2</sup>Capex includes upfront and sustaining capex

## REVENUE BY PRODUCT (%)



**Notes:**

<sup>1</sup>Refer to the ASX Announcement dated 07 October 2020 for full details of the material assumptions underpinning Tajiri's production target and financial results

<sup>2</sup>The Tajiri project Scoping Study is a preliminary technical and economic study of the potential viability of developing the project's mine and associated infrastructure. The Scoping Study is based on lower level technical and preliminary economic assessments and is insufficient to support estimation of Ore Reserves or to provide assurance of an economic development case at this stage, or certainty that the conclusions of the Scoping Study will be realised.

Approximately 90% of the total Mineral Resources for the Tajiri Project and approximately 91% of the total ore scheduled for mining in the Scoping Study for the 23.4 years is underpinned by Measured and Indicated Resources. Approximately 10% of the total Resources for the Tajiri Project and approximately 9% of the total ore scheduled for mining in the Scoping Study for the 23.4 years is underpinned by Inferred Resources in the remaining 2 years. There is a lower level of geological confidence associated with Inferred Resources and there is no certainty that further exploration work will result in the determination of further Measured or Indicated Mineral Resources or that the Production Target or preliminary economic assessment will be realised.

# APPENDIX D: TAJIRI – JORC RESOURCES



STRANDLINE  
resources limited



Image: Selection of Tanzanian Photos

Summary of Mineral Resources (1)				THM Assemblage (2)								
Deposit	THM % cut-off	Mineral Resource Category	Tonnage (Mt)	In situ HM (Mt)	THM (%)	SLIMES (%)	OS (%)	Ilmenite (%)	Zircon (%)	Rutile (%)	Leucoxene (%)	Garnet (%)
T3	1.70%	Measured	19	0.6	3.4	37	6	64	4	7	0	5
TC	1.70%	Measured	55	1.9	3.5	23	10	42	2	5	0	38
		<b>Total</b>	<b>74</b>	<b>2.5</b>	<b>3.4</b>	<b>27</b>	<b>9</b>	<b>48</b>	<b>3</b>	<b>5</b>	<b>0</b>	<b>30</b>
Tajiri T1	1.50%	Indicated	36	1.3	3.7	34	4	71	6	10	0	3
Tajiri North	1.70%	Indicated	60	1.7	2.8	47	4	75	4	6	1	1
T2	1.70%	Indicated	17	0.5	2.8	32	11	58	4	7	0	18
T3	1.70%	Indicated	3	0.1	2.8	39	4	66	5	8	1	4
T4	1.70%	Indicated	14	0.4	3.0	24	6	61	4	8	0	12
TC	1.70%	Indicated	35	1.4	4.1	27	9	46	3	6	0	36
		<b>Total</b>	<b>165</b>	<b>5.4</b>	<b>3.3</b>	<b>36</b>	<b>6</b>	<b>64</b>	<b>4</b>	<b>7</b>	<b>0</b>	<b>13</b>
Vumbi	1.70%	Inferred	29	0.9	3.0	30	12	64	4	7	1	2
		<b>Total</b>	<b>29</b>	<b>0.9</b>	<b>3.0</b>	<b>30</b>	<b>12</b>	<b>64</b>	<b>4</b>	<b>7</b>	<b>1</b>	<b>2</b>
		<b>Grand Total</b>	<b>268</b>	<b>8.8</b>	<b>3.3</b>	<b>33</b>	<b>7</b>	<b>59</b>	<b>4</b>	<b>7</b>	<b>0</b>	<b>17</b>

**Notes:**

- <sup>1</sup> Mineral Resources reported at various THM cut-offs
- <sup>2</sup> Mineral Assemblage is reported as a percentage of in situ THM content
- <sup>3</sup> Appropriate rounding applied

**Note:** Refer to the ASX announcement dated 09 July 2019 for full details of the JORC-2012 Mineral Resource Estimate for the Tanga South (Tajiri) Project.



Image: Tajiri Project Location Map and outline of tenements and mine Production Targets

# APPENDIX E: COMPETENT PERSONS



STRANDLINE  
resources limited

The information in this report that relates to Exploration Results is based on, and fairly represents, information and supporting documentation prepared by Mr Brendan Cummins, Chief Geologist and employee of Strandline. Mr Cummins is a member of the Australian Institute of Geoscientists and he has sufficient experience which is relevant to the style of mineralisation and type of deposits under consideration and to the activity which has been undertaken to qualify as a Competent Person as defined in the 2012 Edition of the "Australasian Code for Reporting of Exploration Results, Mineral Resources and Ore Reserves". Mr Cummins consents to the inclusion in this release of the matters based on the information in the form and context in which they appear. Mr Cummins is a shareholder of Strandline Resources.

## TANGA SOUTH (TAJIRI) MINERAL RESOURCES

The information in this report that relates to Mineral Resources for Tanga South (Tajiri) is based on, and fairly represents, information and supporting documentation prepared by Mr Greg Jones, (Consultant to Strandline and Geological Services Manager for IHC Robbins) and Mr Brendan Cummins (Chief Geologist and employee of Strandline). Mr Jones is a member of the Australian Institute of Mining and Metallurgy and Mr Cummins is a member of the Australian Institute of Geoscientists and both have sufficient experience of relevance to the styles of mineralisation and types of deposits under consideration, and to the activities undertaken to qualify as Competent Persons as defined in the 2012 Edition of the Joint Ore Reserves Committee (JORC) Australasian Code for Reporting of Exploration Results, Mineral Resources and Ore Reserves. Specifically, Mr Cummins is the Competent Person for the drill database, geological model interpretation and completed the site inspection. Mr Jones is the Competent Person for the resource estimation. Mr Jones and Mr Cummins consent to the inclusion in this report of the matters based on their information in the form and context in which they appear.

## TANGA SOUTH (TAJIRI) SCOPING STUDY PRODUCTION TARGETS (NO ORE RESERVES DECLARED)

The information in this report that relates to the production targets considered within the Scoping Study is based on information compiled under the direction of Mr Adrian Jones. Mr Jones is a Member of the Australasian Institute of Mining and Metallurgy and is employed by AMC Consultants Pty Ltd. Mr Jones has sufficient experience relevant to the style of mineralization and type of deposit under consideration to qualify as a Competent Person as defined in the JORC Code. Non-mining modifying factors for the production targets are drawn from contributions provided by various sources as stated in the Tanga South (Tajiri) Resource announcement dated 09 July 2019.

## FUNGONI MINERAL RESOURCES

The information in this report that relates to Mineral Resources for Fungoni is based on, and fairly represents, information and supporting documentation prepared by Mr Greg Jones, (Consultant to Strandline and Geological Services Manager for IHC Robbins) and Mr Brendan Cummins (Chief Geologist and employee of Strandline). Mr Jones is a member of the Australian Institute of Mining and Metallurgy and Mr Cummins is a member of the Australian Institute of Geoscientists and both have sufficient experience of relevance to the styles of mineralisation and types of deposits under consideration, and to the activities undertaken to qualify as Competent Persons as defined in the 2012 Edition of the Joint Ore Reserves Committee (JORC) Australasian Code for Reporting of Exploration Results, Mineral Resources and Ore Reserves. Specifically, Mr Cummins is the Competent Person for the drill database, geological model interpretation and completed the site inspection. Mr Jones is the Competent Person for the mineral resource estimation. Mr Jones and Mr Cummins consent to the inclusion in this report of the matters based on their information in the form and context in which they appear.

## FUNGONI ORE RESERVES

The information in this report that relates to the Fungoni Ore Reserves are based on information compiled under the direction of Mr Adrian Jones. Mr Jones is a Member of the Australasian Institute of Mining and Metallurgy and is employed by AMC. Mr Jones has sufficient experience relevant to the style of mineralization and type of deposit under consideration to qualify as a Competent Person as defined in the JORC Code. Non-mining modifying factors for the Ore Reserve estimate are drawn from contributions provided by various sources. Significant contributors to this report are identified in Table 5 (ASX 6/10/2017) together with their area of contribution.

## COBURN MINERAL RESOURCES

The information in this report that relates to Mineral Resources is based on, and fairly represents, information and supporting documentation prepared by Mr Greg Jones, (Consultant to Strandline and Geological Services Manager for IHC Robbins) and Mr Brendan Cummins (Chief Geologist and employee of Strandline). Mr Jones is a member of the Australian Institute of Mining and Metallurgy and Mr Cummins is a member of the Australian Institute of Geoscientists and both have sufficient experience of relevance to the styles of mineralisation and types of deposits under consideration, and to the activities undertaken to qualify as Competent Persons as defined in the 2012 Edition of the Joint Ore Reserves Committee (JORC) Australasian Code for Reporting of Exploration Results, Mineral Resources and Ore Reserves. Specifically, Mr Cummins is the Competent Person for the provision of the drill database, and completed the site inspection. Mr Jones is the Competent Person for the data integration and resource estimation. Mr Jones and Mr Cummins consent to the inclusion in this report of the matters based on their information in the form and context in which they appear.

## COBURN ORE RESERVES

The information in this report that relates to the Coburn Ore Reserves is based on information compiled under the direction of Mr Adrian Jones. Mr Jones is a Member of the Australasian Institute of Mining and Metallurgy and is employed by AMC. Mr Jones has sufficient experience relevant to the style of mineralization and type of deposit under consideration to qualify as a Competent Person as defined in the JORC Code.

Non-mining modifying factors for the Ore Reserve estimate are drawn from contributions provided by various sources. Significant contributors to this report are identified in Table 6 (ASX announcement 16 April 2019) together with their area of contribution.

## COBURN SCOPING STUDY PRODUCTION TARGETS (NO ORE RESERVES DECLARED)

The information in this report that relates to the Mine Extension Case Scoping Study is based on information compiled under the direction of Mr Adrian Jones. Mr Jones is a Member of the Australasian Institute of Mining and Metallurgy and is employed by AMC Consultants Pty Ltd. Mr Jones has sufficient experience relevant to the style of mineralization and type of deposit under consideration to qualify as a Competent Person as defined in the JORC Code.

Non-mining modifying factors for the production targets are drawn from contributions provided by various sources as stated in the Coburn Ore Reserve announcement dated 16 April 2019.



## CONTACTS

### Luke Graham

*Managing Director and CEO*

P: +61 415 105200

E: [luke.graham@strandline.com.au](mailto:luke.graham@strandline.com.au)

### Flavio Garofalo

*Company Secretary and CFO*

P: +61 418 269 713

E: [flavio.garofalo@strandline.com.au](mailto:flavio.garofalo@strandline.com.au)

### Paul Armstrong

*Media Relations - Read Corporate*

P: +61 8 9388 1474

E: [paul@readcorporate.com.au](mailto:paul@readcorporate.com.au)

## ADDRESS

### Corporate Address:

L9, 216 St George Terrace, Perth  
Western Australia 6000 Australia

### Postal Address:

PO Box 7127, Cloisters Square,  
Western Australia, 6850 Australia

### Tanzanian Office:

Plot No 431, Mahando Street  
Msasani Peninsula, Dar-es-Salaam, Tanzania

### Postal Address:

PO Box 105009  
Dar-es Salaam, Tanzania



**STRANDLINE**  
resources limited



**SUSTAINABILITY  
REPORT 2022**