

25th July 2008

COR A2

The Company Announcements Officer
ASX Limited
via electronic lodgement

REVISED BROKER PRESENTATION

The attached presentation is a revised version of the Broker presentation announced last Friday, 18th July.

This revised presentation should be used in preference to the previous version.

Yours faithfully



IAN GREGORY
COMPANY SECRETARY

Further information:

Gunson Resources Limited
David Harley – Managing Director
T: 08 9226 3130
E: enquiries@gunson.com.au



GUNSON RESOURCES LIMITED



***David Harley
Broker Presentation***

July 2008

Corporate Summary



- **Shares** **119.7M**
- **Unlisted Options** **4.4M (30-40c)**
- **Cash** **\$1.0M**
- **Share Price** ***12c**
- **Market Cap.** **\$14.4M**
- **No Substantial Shareholders**

*** 38% of price in July 2007**

Presentation Focus



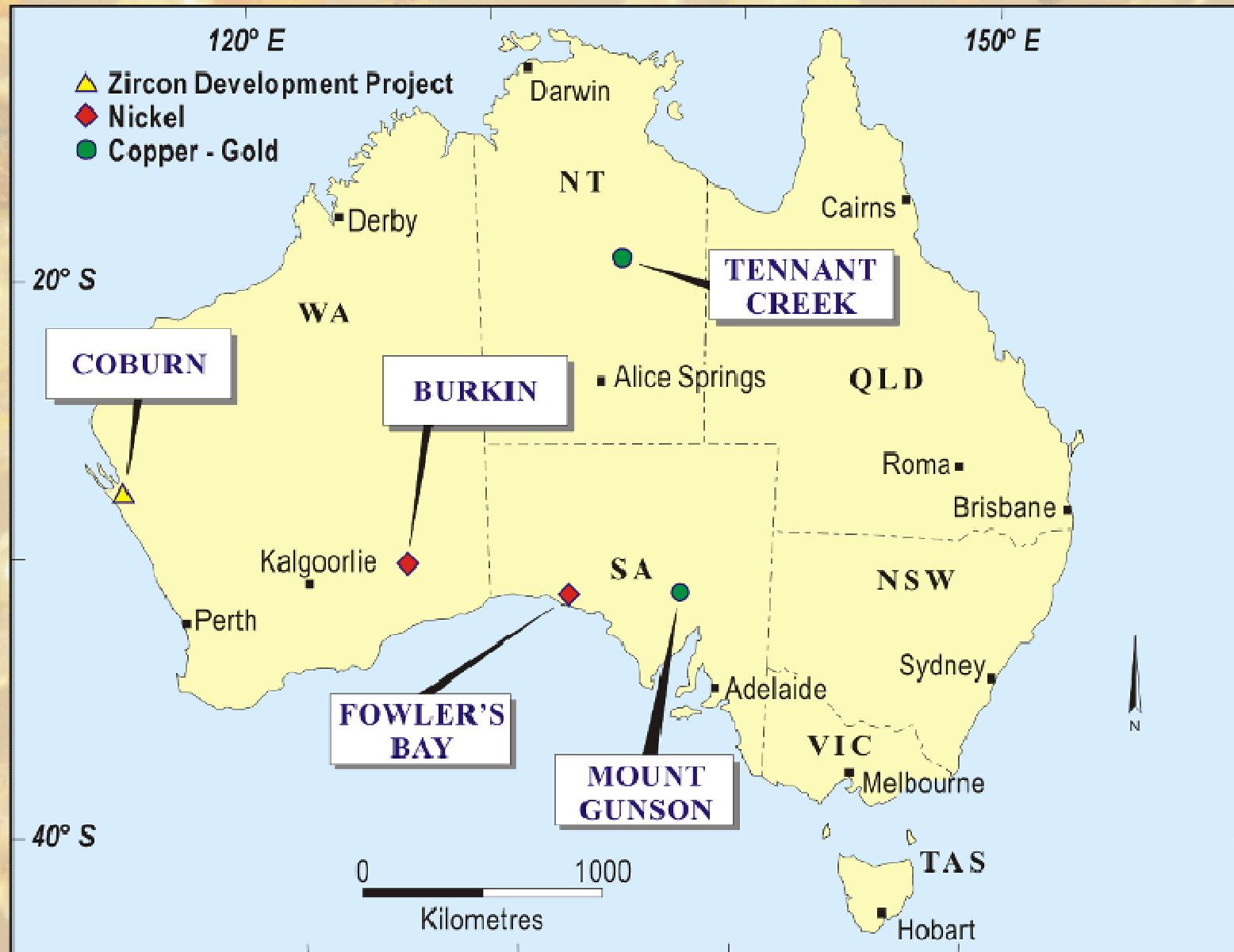
Mount Gunson Copper Exploration Project

- Feasibility study in progress
- 200,000 tonnes copper metal in situ

Coburn Zircon Development Project

- Fully permitted for construction
- Ore reserve upgraded to 17.5 year mine life

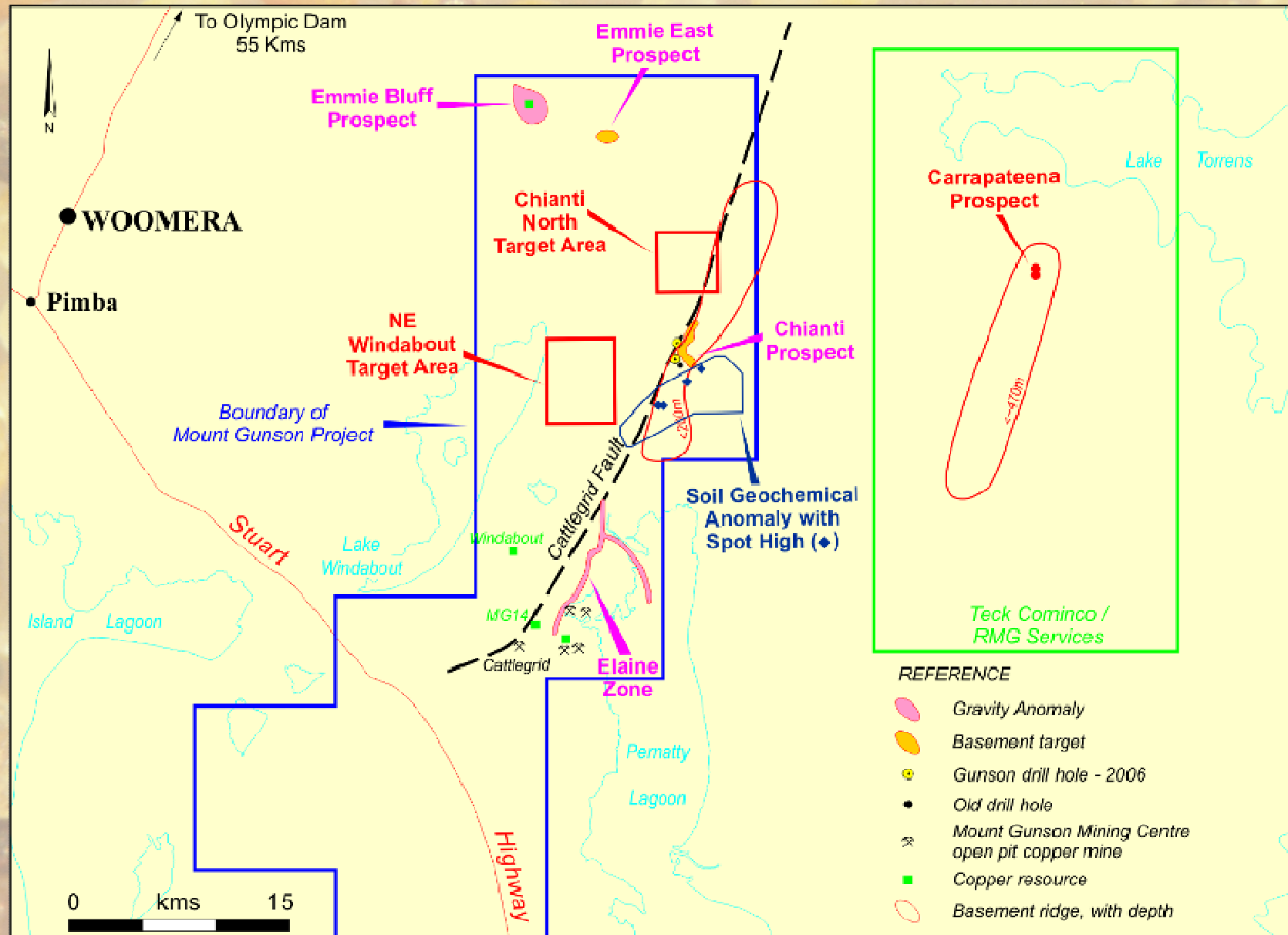
Project Location Map



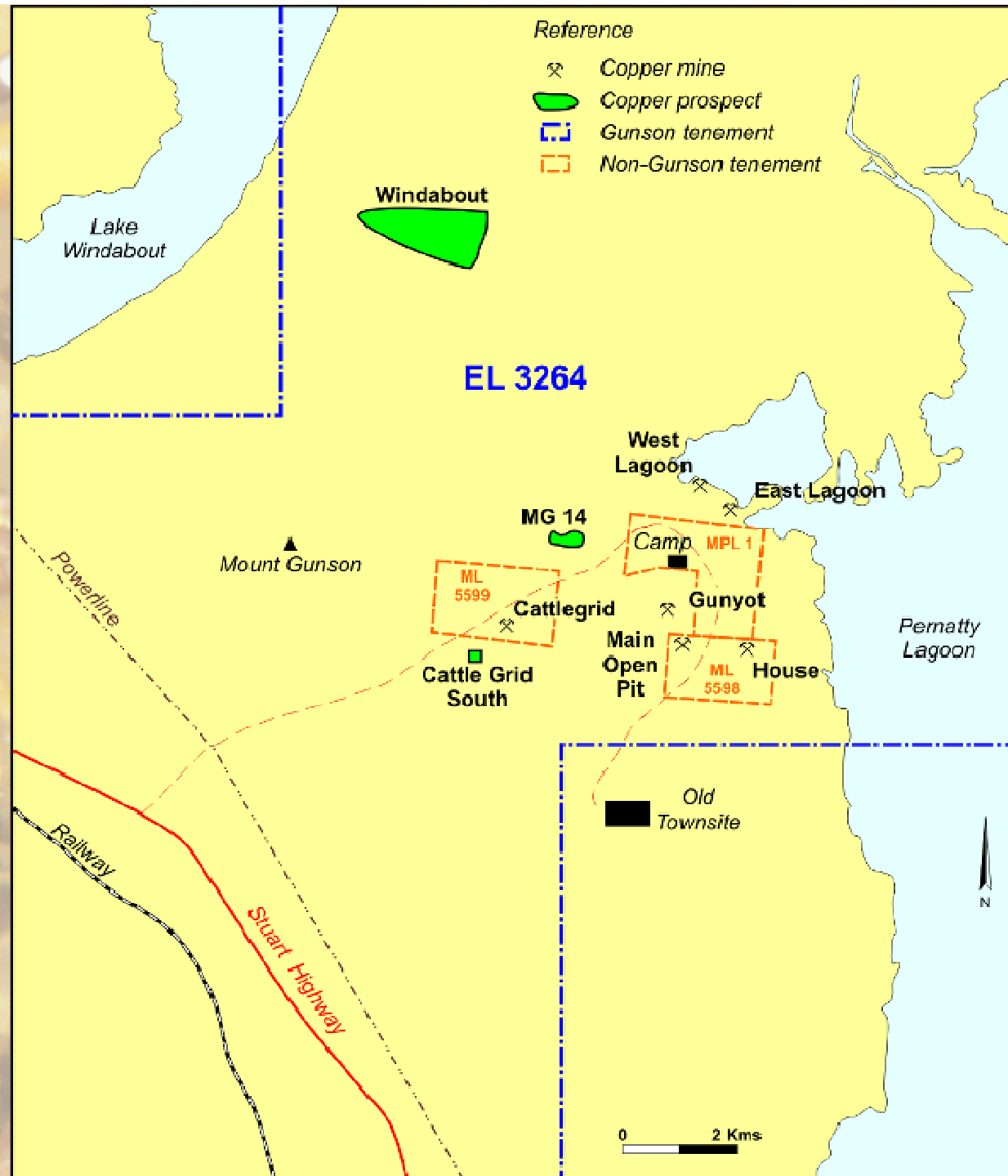


South Australian Copper Belt

Mount Gunson Copper Prospects



Mount Gunson – Shallow Copper Deposits



Mount Gunson Copper Resources



<u>Prospect</u>	<u>Tonnes (million)</u>	<u>% Cu</u>	<u>% Co</u>	<u>Depth (m)</u>	<u>Contained Copper (t)</u>
Windabout ★	18.7	1.0	0.05	70	187,000
MG 14 ★	1.1	1.7	0.04	25	18,700
Cattlegrid South ●	0.7	1.7	-	65	11,900
Emmie Bluff ●	24.0	1.3	0.06	400	312,000

Resource categories above are as per the JORC code, shown as symbols in the left hand column, ★ for indicated, ● for inferred.

Competent persons for these resources are given on page 19 of Gunson's 2007 Annual Report.

Feasibility Study – MG14



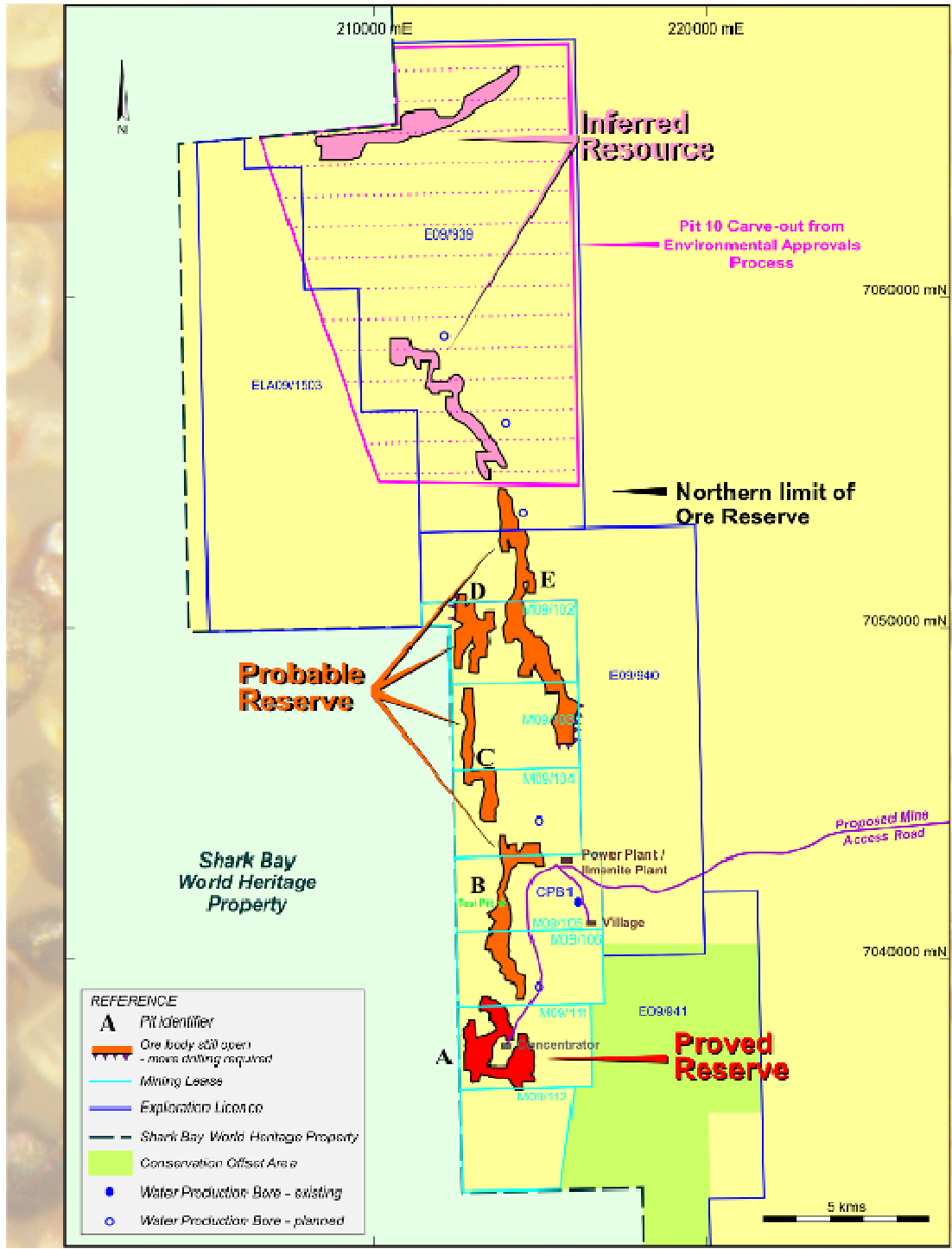
- **Commenced April 2008**
- **1.1M tonnes @ 1.7% Cu**
- **Depth 25m**
- **Windabout 187,000t Cu @ 70m**
- **Mines Trust to partner Gunson**
- **Drilling starts 18th July 2008**

Coburn – Regional Setting



Amy Zone

Ore Reserves & Potentially Mineable Resources



Coburn Heavy Mineral Ore Reserves



Reserve Category	Pit No.	Ore – Million Tonnes	HM Grade (%)	Zircon (%)	Ilmenite (%)	Rutile (%)	Leucoxene (%)
Proved	A	51	1.3	24	46	5	6
Probable	B-E	255	1.2	23	48	7	4
Total		306	1.2	23	48	7	5

Reserve categories above are as per the JORC code. Competent persons for these reserves are given in Gunson's ASX release dated 15th April 2008.

Coburn Estimated Annual Production



Product	Annual tonnes	Key Specification	% of Revenue
* Zircon	40,000	66% ZrO ₂	66
Ilmenite	84,000	62% TiO ₂	21
* Rutile	9,000	95% TiO ₂	9
* Others	10,300	Leuc, 2ndry Ilmen, Kyanite	4

To be sold fob Australia

* 81,000 tpa of non-magnetic concentrate shipped to China

Shanghai District, China






中国玻璃新材料科技产业园

CHINA GLASS & NEW MATERIAL HI-TECH INDUSTRIAL PARK

2007 10 11

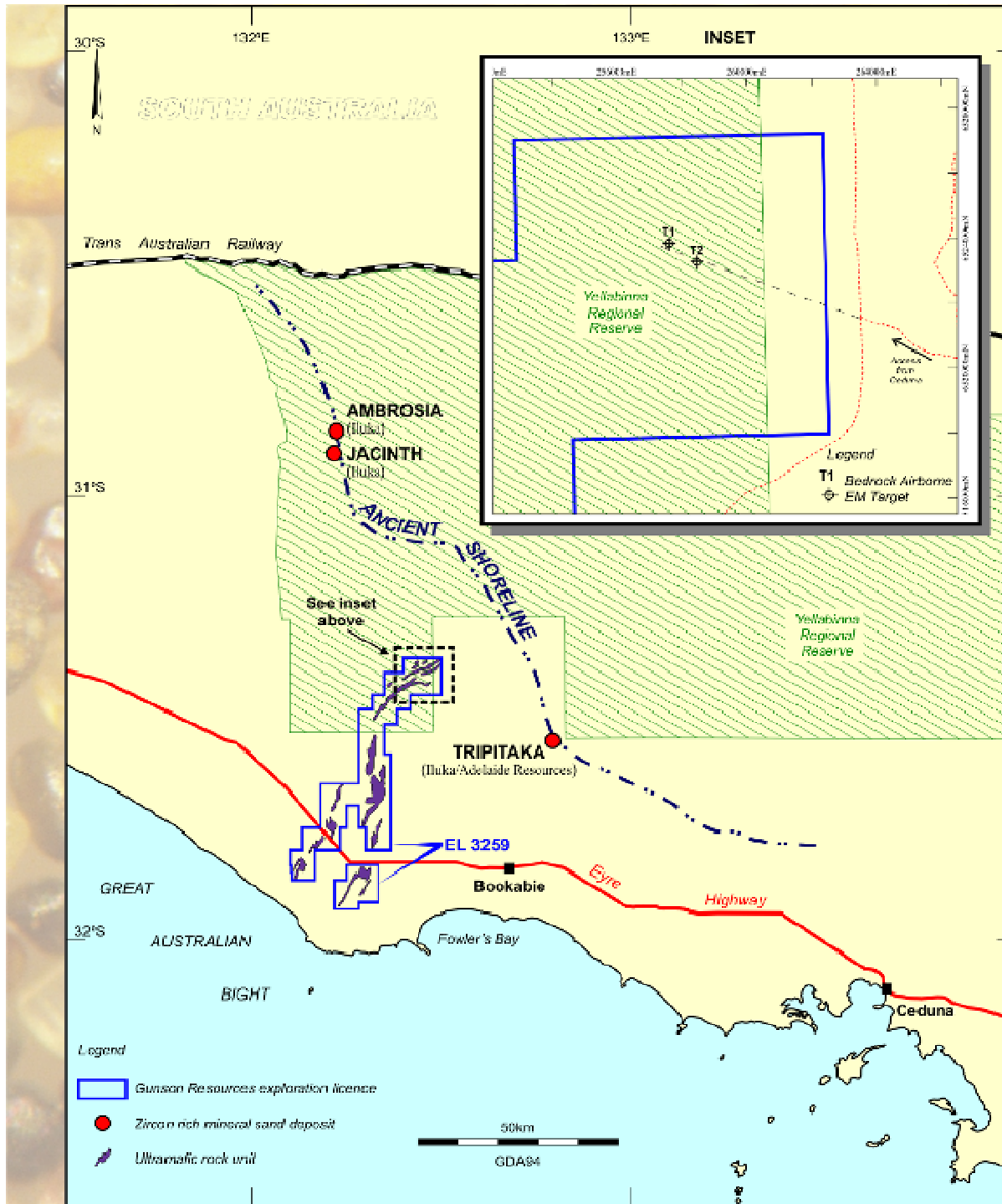


Summary - Coburn



- **Coburn is currently the third largest greenfield zircon development project in the world.**
- **Financing awaits completion of CTIEC negotiations.**
- **CTIEC fixed price construction proposal expected late July.**
- **58 week construction period estimated.**

Fowler's Bay Project



Why Invest In Gunson ?



- **Fully permitted zircon development project with a large potential Chinese partner.**
- **Good strategic fit for Chinese – construction contract / offtake / equity participation.**
- **Shallow, undeveloped copper resources, 200,000 tonnes copper metal in situ (excluding Co credits).**
- **Strong exploration upside – copper, nickel, gold.**
 - **Mount Gunson copper.**
 - **Fowler's Bay & Burkin nickel.**



GUNSON RESOURCES LIMITED



***David Harley
Broker Presentation***

July 2008