

INVESTOR WEBINAR PRESENTATION

PERTH, AUSTRALIA; 27 October 2025: Hazer Group Ltd ("Hazer" or "the Company") (ASX: HZR) is holding its Investor Webinar commencing at 10:30am (AWST) / 1:30pm (AEDT) today.

The presentation materials can also be accessed via the "Announcements" page of the Company's website: www.hazergroup.com.au.

This announcement was authorised for release by the Board of the Company.

[ENDS]

For further information or investor enquiries, please contact:

Corporate Enquiries

Hazer Group

Email: contact@hazergroup.com.au

Phone: +61 8 9329 3358

Media enquiries

NWR Communications – Simon Pitaro

Email: spitaro@nwrcommunications.com.au

Phone: +61 409 523 632

ABOUT HAZER GROUP LTD

Hazer Group is an Australian technology company, driving global decarbonisation efforts with the commercialisation of the Company's disruptive world-leading climate-tech. Hazer's advanced technology enables the production of clean and economically competitive hydrogen and high-quality graphite, using a natural gas (or biogas) feedstock and iron-ore as the process catalyst.

Hazer Group Limited - Social Media Policy

Hazer Group Limited is committed to communicating with the investment community through all available channels. Whilst ASX remains the prime channel for market-sensitive news, investors and other interested parties are encouraged to follow Hazer on X (Twitter) (@hazergroupltd), LinkedIn, Facebook, and YouTube. Subscribe to HAZER NEWS ALERTS - visit our website at www.hazergroup.com.au and subscribe to receive HAZER NEWS ALERTS, our email alert service. HAZER NEWS ALERTS is the fastest way to receive breaking news about @hazergroupltd.

Forward-looking Statements

This announcement may contain certain "forward-looking statements" which may not have been based solely on historical facts but are based on the Company's current expectations about future events and results.

Where the Company expresses or implies an expectation or belief as to future events or results, such expectation or belief is expressed in good faith and believed to have a reasonable basis. However, forward-looking statements are subject to risks, uncertainties, assumptions, and other factors, which could cause actual results to differ materially to futures results expressed, projected, or implied by such forward looking statements.

The Company does not undertake any obligation to release publicly any revisions to any "forward-looking statements" to reflect events or circumstances after the date of this announcement, or to reflect the occurrence of unanticipated events, except as may be required under the applicable securities laws.



hazergroup.com.au

ASX:HZR

Hazer Group

*Unlocking the clean
hydrogen market*

Q1 FY26 Investor Webinar

Monday, 27 October 2025





Disclaimer

Important information This presentation has been prepared by Hazer Group Limited ("Hazer" or "the Company")

Summary Information This document contains a summary of information about Hazer Group Limited and its activities that is current as at the date of this document unless otherwise stated. The information in this document is general in nature and does not contain all the information which a prospective investor may require in evaluating a possible investment in Hazer or that would be required in a prospectus or a product disclosure statement prepared in accordance with the Corporations Act 2001 or the securities laws of any other jurisdiction. The information in this document should be read in conjunction with the Company's other periodic and continuous disclosure announcements lodged with the ASX.

No Liability The information contained in this document has been prepared in good faith by the Company however no guarantee, representation or warranty expressed or implied is or will be made by any person (including the Company and its affiliates and their directors, officers, employees, associates, advisers and agents) as to the accuracy, reliability, correctness, completeness or adequacy of any statements, estimates, options, conclusions or other information contained in this document. No person other than the Company is responsible for the preparation of this document. To the maximum extent permitted by law, the Company and its affiliates and their directors, officers, employees, associates, advisers and agents each expressly disclaims any and all liability, including, without limitation, any liability arising out of fault or negligence, for any loss arising from the use of or reliance on information contained in this document including representations or warranties or in relation to the accuracy or completeness of the information, statements, opinions, forecasts, reports or other matters, express or implied, contained in, arising out of or derived from, or for omissions from, this document including, without limitation, any financial information, any estimates, forecasts, or projections and any other financial information derived therefrom. Statements in this document are made only as of the date of this document unless otherwise stated and the information in this document remains subject to change without notice. No responsibility or liability is assumed by the Company or any of its affiliates (or their directors, officers, employees, associates, advisers and agents) for updating any information in this document or to inform any recipient of any new or more accurate information or any errors or mis descriptions of which the Company and any of its affiliates or advisers may become aware.

Financial data All amounts are in Australian Dollars (AUD) unless otherwise indicated. A number of figures, amounts, percentages, estimates, calculations of values and fractions in this presentation are subject to the effect of rounding. Accordingly, the actual calculation of these figures may differ from the figures set out in this presentation. Readers should be aware that a number of terms used in this presentation including ROI, NPV, net cash generation, operational cash expenditure, IRR and actual and budgeted commitments are categorised as non-IFRS information prepared in accordance with ASIC Regulatory Guidance 230 (Disclosing non-IFRS financial information), nor does it purport to be. This information has not been audited and is based on management estimates and not on financial statements prepared in accordance with applicable statutory requirements. Accordingly, readers should treat this information with appropriate caution. This information is for illustrative purposes only. This non-IFRS financial measures do not have a standardised meaning prescribed by Australian International Financial Reporting Standards (AIFRS) or the Australian Accounting Standards (AAS) and, therefore, may not be comparable to similarly titled measures presented by other companies, nor should they be construed as an alternative to other financial measures determined in accordance with AIFRS. Moreover, the disclosure of such non-IFRS financial measures in the manner included in this Presentation and the announcement to which it is attached may not be permissible in a registration statement under other securities acts. Although the Company believes that these non-IFRS / non-GAAP financial measures assist in providing additional meaningful information to readers in measuring the financial performance and condition of the Company's business and underlying drivers, readers are cautioned not to place undue reliance on any non-IFRS / non-GAAP financial measures included in this Presentation and the announcement to which it is attached.

Forward Looking Statements Statements contained in this document or made during or in connection with this presentation, including but not limited to those regarding the possible or assumed future production, costs, projected timeframes, performance, dividends, returns, revenue, exchange rates, potential growth of Hazer, industry growth, commodity or price forecasts, or other projections and any estimated company earnings are or may contain or comprise forward looking statements. Forward looking statements can generally be identified by the use of words such as 'project', 'foresee', 'plan', 'expect', 'aim', 'anticipate', 'believe', 'estimate', 'may', 'should', or similar expressions. Forward looking statements including all statements in this presentation regarding the outcomes of preliminary and definitive feasibility studies, projections, guidance on future earnings and estimates are provided as a general guide only and should not be relied upon as an indication or guarantee of future performance. Although the Company believes that the expectations reflected in such forward-looking statements are reasonable, these statements relate to future events and expectations and as such involve known and unknown risks and significant uncertainties, many of which are outside the control of the Company. Actual values, achievements, results, performance, actions and developments of the Company may differ materially from those projected, expressed or implied by the forward-looking statements in this document. Such forward looking statements speak only as of the date of this document. There can be no assurance that actual outcomes will not differ materially from these statements. To the maximum extent permitted by law, the Company and any of its affiliates and their directors, officers, employees, agents, associates and advisers disclaim any obligations or undertaking to release any updates or revisions to the information in this document to reflect any change in expectations or assumptions do not make any representation or warranty, express or implied, as to the accuracy, reliability or completeness of the information in this document, or likelihood of fulfilment of any forward looking statement or any event or results expressed or implied in any forward looking statement and disclaim all responsibility and liability for these forward looking statements (including without limitation, liability for negligence). Nothing in this document will under any circumstances create an implication that there has been no change in the affairs of the Company since the date of this document. Accordingly, you should not place undue reliance on any forward-looking statement.

Not Financial Product Advice This document does not constitute financial product advice or take into account your investment objectives, taxation situation, financial situation or needs. This document consists purely of factual information and does not involve or imply a recommendation of a statement of opinion in respect of whether to buy, sell or hold a financial product. An investment in the Company is considered to be speculative in nature and is subject to known and unknown risks, some of which are beyond the control of the Company. Before making any investment decision in connection with any acquisition of securities, investors should consult their own legal, tax and/or financial advisers in relation to the information in, and action taken on the basis of this document.

Acceptance By attending a presentation or briefing, or accepting, accessing or reviewing this document you acknowledge, accept and agree to the matters set out above.

Authorisation This document has been authorised for release by the Board of the Company.



Agenda

Item
Q1 FY26 Highlights & Strategy Update
Hydrogen & Graphite Market Update
Technology Scale-up & Go-To-Market Strategy
Hazer Graphite
Corporate Update
Q&A



The background image shows an industrial facility, possibly a refinery or chemical plant, at dusk or dawn. The sky is dark with some light on the horizon. The facility has various structures, including a large distillation column or reactor in the center. Overlaid on the image are several hexagonal shapes in different colors (blue, orange, green) and a blue triangle, creating a technical or scientific aesthetic.

Converting Emissions into Energy and Critical Minerals

Affordable. Scalable. Now.

“Hazer Group is decarbonising industry with its breakthrough climate technology; accelerating the delivery of affordable clean hydrogen and valuable graphite; at scale”

Company Overview

Snapshot (ASX:HZR)



A\$130M¹
Market Cap



**Licensing
Model**



~\$20M²
Funding
position



18
Employees



70+
IP patents



A\$130M
Capital invested
to-date



Growth Drivers



Scaling for Deployment

Process designs advancing
to >50,000 tpa hydrogen



Graphite Co-product

Tier-1 critical mineral with
diverse industrial uses



Global Alliance with KBR

Exclusive partner to accelerate
licensing & deployment



Global Project Pipeline

45+ leads, ~1.2 Mtpa
hydrogen capacity

1. Hazer market capitalization as at 16 October 2025.

2. \$19.7m (30 Sep 25) comprising \$11.6 million of cash, FY25 R&D tax refund of \$4.6 million, \$2.4 million of further grant funding to be earned, and \$1.1 million of raise proceeds following AGM approval.

FY25 Highlights: Foundations for commercialisation

Financial Highlights



A\$8.5m¹

FY25 revenue

Up 124% YoY



↓ 17%¹

Operating costs

Lower CDP & corporate costs



A\$19.7m²

Funding position

Extended runway through major milestones

FY25 Strategic Highlights



Maiden operating revenue for engineering services received from FortisBC



Successful early completion of the CDP performance test program in November 2024



Strategic alliance with KBR to accelerate licensing and commercial deployment



A\$10.7m³ capital raise & A\$6.2m Lower Carbon Grant bolsters balance sheet

1. Refer to announcement titled Hazer Releases FY25 Full Year Results released on the 26/08/25
2. \$19.7m (30 Sep 25) comprising \$11.6 million of cash, FY25 R&D tax refund of \$4.6 million, \$2.4 million of further grant funding to be earned, and \$1.1 million of raise proceeds following AGM approval.
3. \$10.7m capital raise, before issue costs, comprising \$7.0 million placement, \$2.6 million SPP, and \$1.1 million of management & Board participation subject to shareholder approval at AGM.

Q1 FY26 Highlights & Strategy Update



Q1 FY26 Highlights: Global partnership builds momentum

Commercialise


- KBR alliance advancing commercial scale-up and go-to-market strategy
- Graphite strategy gains momentum with multiple deals and IP filings amid tightening global supply

Scale-up

- Major commercial design package milestone as reactor concept and key equipment selected
- EnergyPathways MoU to develop clean hydrogen project; UK Government confirms as nationally significant

Corporate

- ~A\$20 million funding position provides extended runway through substantial licensing milestones.
- FY2025 R&D tax refund of \$4.6 million received
- IP filings for proprietary graphite purification process



CDP Site at sunrise – Perth, Australia



Executing scale-up & licensing strategy



Hazer's Vision

Provide a unique climate technology to transform industry and contribute to a sustainable future for the next generation

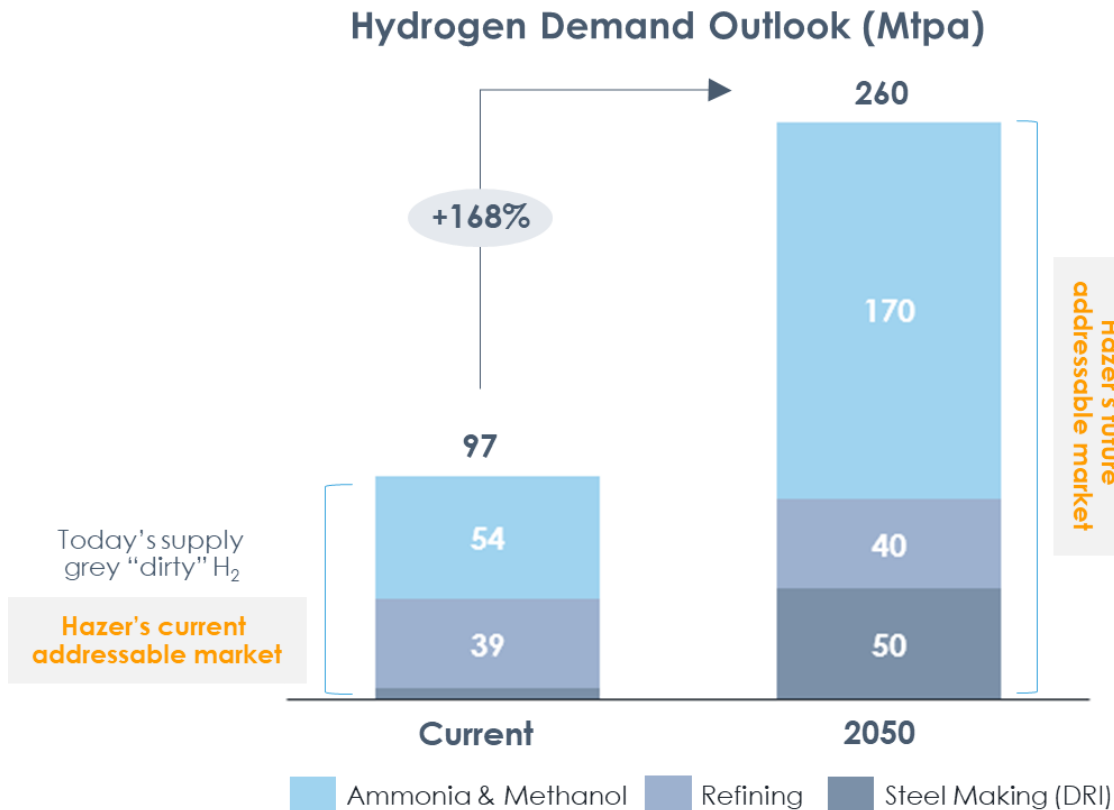
■ Achieved ■ In Progress

Dual Strategy; Two Compelling Markets



Disrupting a large, established, CO₂ intensive market

Current demand met with a carbon intensive process; steam methane reforming



Latest Hydrogen Market Update¹

- Current market size ~100MPTA growing at ~4% (CAGR)
- By 2060, 85% of the world's H₂ originates from low-carbon sources
- Growth markets led by low-carbon ammonia, methanol & manufacturing (incl. steel making)
- Asia-Pacific, Europe and North America key demand centers
- USD110 Billion committed across 500+ hydrogen projects worldwide — up USD 35 billion since last year.²

Chart sources:

IEA - Global Hydrogen Review (2022 / 2024)

DNV - Hydrogen Forecast to 2050 (2022)

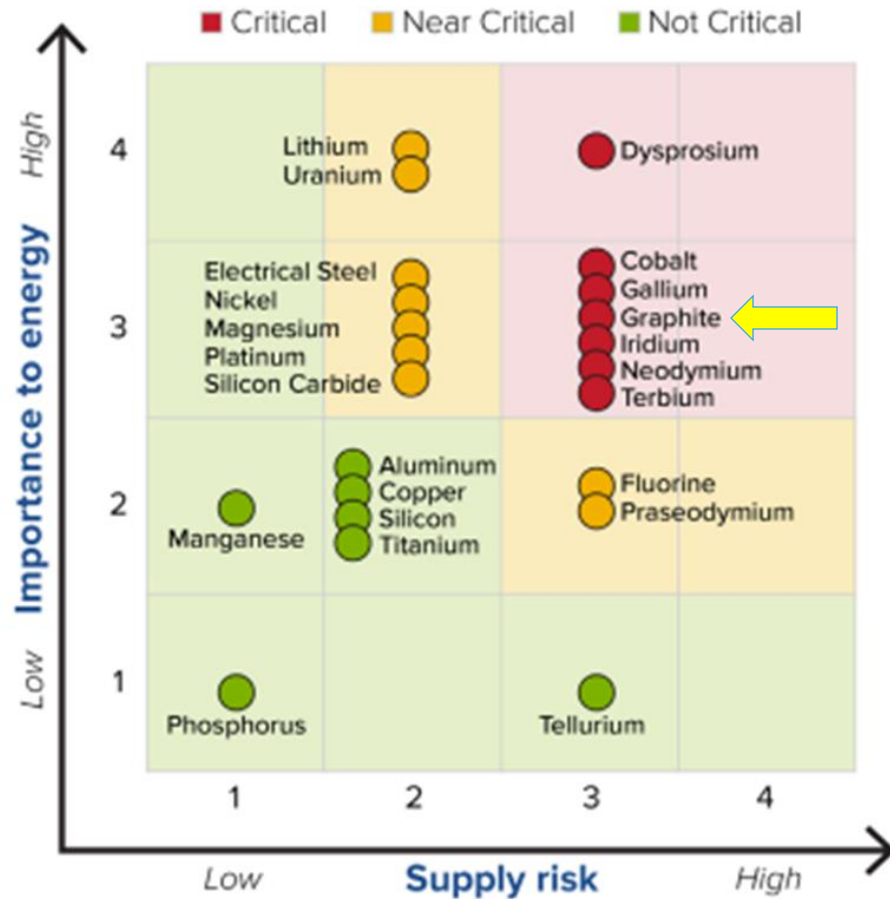
IRENA and Methanol Institute – Renewable Methanol (2021)

1. DNV – Energy Transition Outlook(2025)

2. <https://hydrogencouncil.com/en/global-hydrogen-industry-surpasses-usd-110-billion-in-committed-investment-as-500-projects-worldwide-reach-maturity/>

Supply crunch amplifies Hazer's graphite opportunity

US set to impose additional tariffs on Chinese graphite supply places upward pressure and pricing and volumes

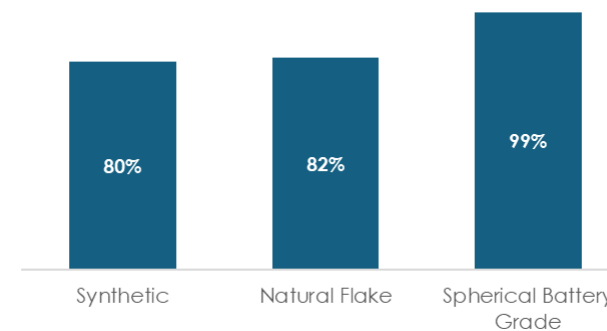


U.S. Department of Energy, Critical Materials Assessment 2023

(US Department of Energy, Energy Critical Materials Assessment - DE-FOA-0003568, June 2025)

- Tier-1 critical mineral for the energy transition
- China dominates over 80% of graphite processing and supply
- US imposed 93.5% tariff on Chinese graphite²
- China tightening export controls on graphite; new bans on exporting processing technology & IP³
- Hazer's offers a local, high purity, low emissions alternative

% of Global Graphite Supply & Production from China (2023)¹



Sources: ¹ Global Critical Minerals Outlook 2024, IEA and "Graphite Shortage Sparks Global Supply Fight." mining.com.au, March 31, 2025

² US Department of Commerce has imposed a preliminary 93.5% anti-dumping tariff on Chinese natural and synthetic graphite active anode material (AAM) imports. Decision, announced in July 2025

³ Reuters, October 10th 2025: China expands rare earths restrictions, targets defense and chips users



Technology Scale-up & Go-To-Market Strategy

Hazer & KBR: From Alliance to Licencing

Progressing scale up, licensing and marketing to enable near-term deployment opportunities



WHEN WE SIGNED (May 2025)

- Global KBR Alliance signed
- KBR exclusive partner - ammonia/methanol
- Six-year term & A\$3m contribution
- Joint marketing and licencing framework
- Targeting multiple license agreements in first 5 years



WHERE ARE WE NOW

- Integrated in KBR's Net Zero portfolio
- Reactor & key equipment selected
- Global campaign with 80+ KBR sales force
- Active customer discussion across key areas
- Exec alignment on near-term opportunities



WHATS NEXT (2026)

- Complete PDP early 2026
- First licence agreements
- FID-ready projects in Canada, Japan & UK
- Expand into fuels, steel & other sectors
- Monetise graphite
- Build royalty revenues
- Reactor scale to 50ktpa

Low cost, high value technology development

Material technology development progress accelerates progress towards commercialisation



Hazer Cold Flow Test Rig – Woodman Point, Perth

Key wins enable accelerated low-cost development

- 2024 CDP test campaign, 2025 KBR Alliance
- 2025 PSRI training and membership

Low-cost, high-value work de-risks & validates technology

- Large scale PSRI cold flow testing complemented by small-scale in-house testing
- Reactor modeling rigor & competitive advantage increasing
- Process design package (PDP) builds credibility, enhances marketing & accelerates commercialisation

Winning partnerships bring world class expertise & accelerate commercialisation progress



Solid progress on first commercial project in Canada

Partnership with FortisBC to develop a 2,500tpa hydrogen facility in Canada



Artist impression: Facility in British Columbia, Canada

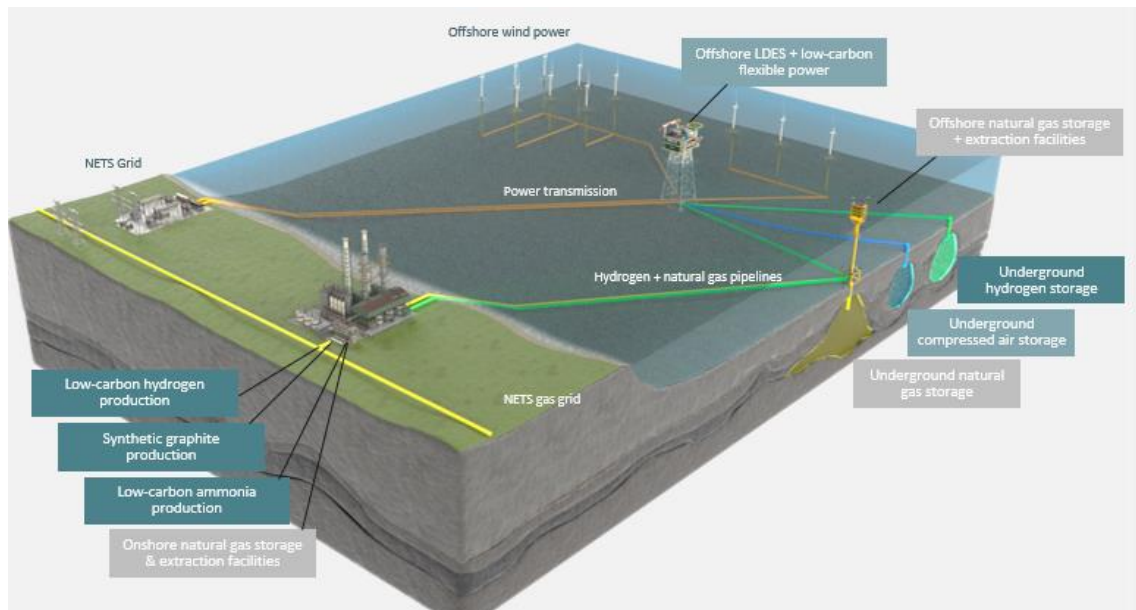
- FortisBC 100% project owner; Hazer technology licensor
- Binding agreement for commercial scale plant; license fee framework agreed
- First revenues received and ongoing to FID
- Successful reactor pilot rig tested completed
- Initial FEED study completed; advancing site selection

Project supported by upfront C\$8mln of CleanBC Government funding package



EnergyPartners project gains UK Government backing

EnergyPathways is developing a large-scale infrastructure project to provide secure & flexible clean energy to UK



EnergyPathways Integrated Energy & Storage Hub

Aligned with UK government policy and potential for funding support

- 20ktpa Hazer-licensed facility in England
- UK Government-designated national significance project; fast-track approvals
- Finalising feasibility scope for hydrogen, ammonia, and graphite production
- Negotiating study fees, timelines, and technology licensing
- Leveraging Hazer/KBR Alliance for ammonia integration



Sales pipeline spanning key regions & sector

Globally diversified pipeline across energy, industry & infrastructure; commercial engagements progressing

HAZER'S GLOBAL PIPELINE 45+ active global leads



1.2 Mtpa+ potential hydrogen capacity (~1% global market)



5+ oil & gas majors / petrochemicals



5+ ammonia producers

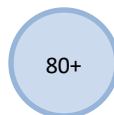


4 sustainable aviation fuel (SAF)



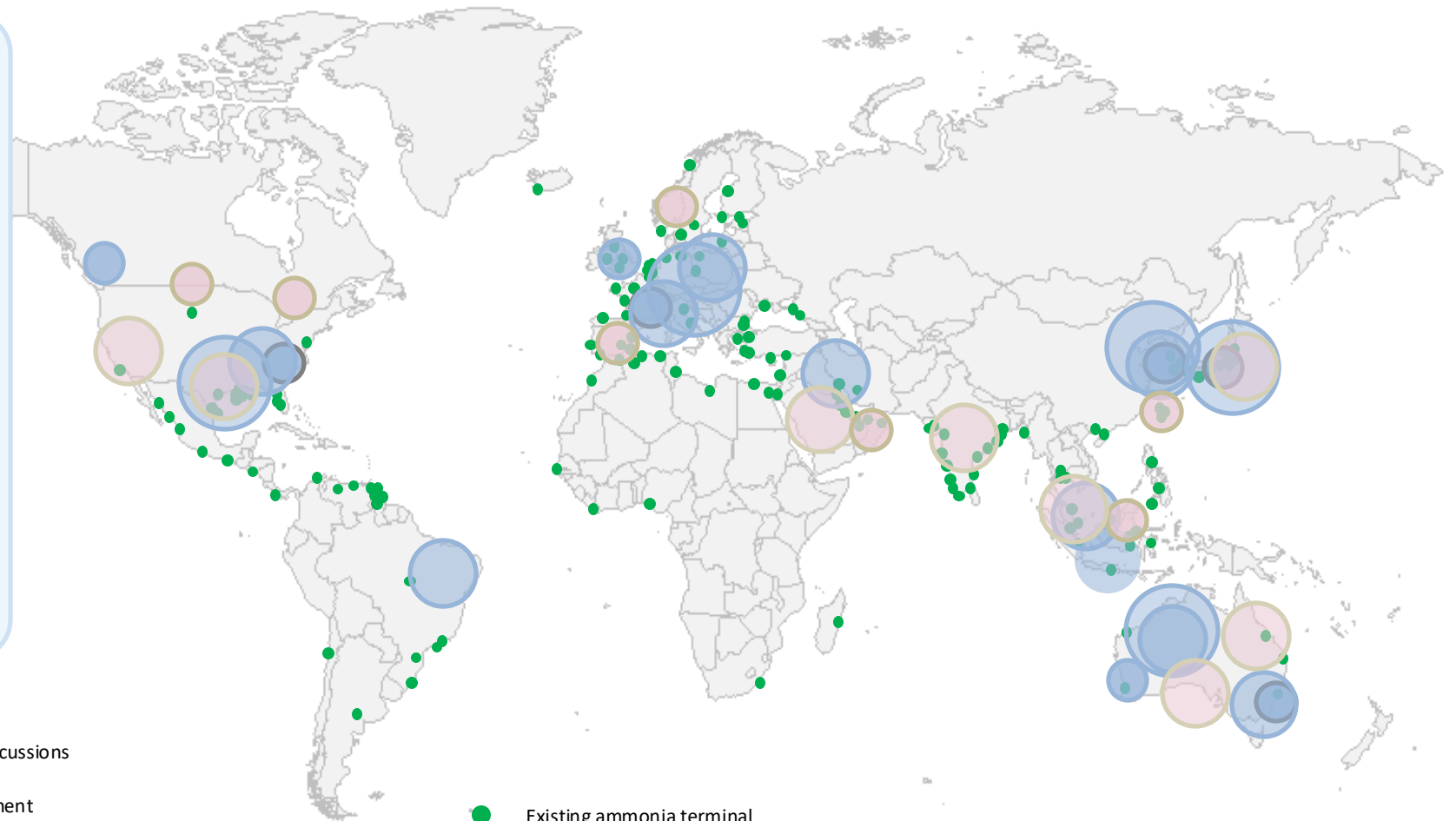
6 leading steelmakers

Size of potential plant (,000 tonnes/yr)



Blue – active project discussions

Pink – ongoing engagement



Existing ammonia terminal


Hazer Graphite



Graphite production diversifies earnings

A synthetic, low emissions product with differentiated morphology and properties

- High purity, structured graphite
- Low production emissions
- Differentiated morphology and properties
- Drop-in and high-end market applications



Strategic Partnership with Mitsui



- Partnering with leading Japan-based trading group
- Collaboration expanded after strong market feedback
- High confidence, high volume target industries & buyers identified
- Extensive testing program in progress



Patent filings for battery-grade graphite purification

China export ban on graphite processing and IP positions Hazer as local producer of high-end graphite

- Proprietary Hazer electrochemical purification process
- Patent coverage for purification to >99.9% without altering morphology
- Expands market access to high-end applications such as Li-ion batteries
- Strong inbound interest from Li-ion battery and anode manufacturers





Strategic deals validate Hazer Graphite value potential

Hazer produces high-purity graphite with unique product characteristics well-suited to advanced applications

hazergroup.com.au

first graphene

- A leading Australian materials company (ASX:FGR)
- Assess high-value applications for Hazer graphite
- Expands market opportunities for both Hazer and FGR
- Potential for commercial supply / offtake agreements

VEOLIA

- €21.22 bln (Paris Euronext: VIE)¹
- Global leader in water treatment & environmental services
- Access to world-class testing facilities in Europe
- Hazer graphite testing in various water treatment applications

1. Market capitalization as of 26 September 2025; exchange rate 1.00 Euro = 1.78 AUD

Further details available in the announcements released to the ASX on the 08th and 29th September 2025



Hazer Graphite is a versatile and valuable product

Testing and product development underway with project partners, potential offtakers and industry experts

Iron & steel manufacturing

Market Size (MPTA): **860**

posco



MITSUI & CO.

Concrete & asphalt

Market Size (MPTA): **412**



CHUBU
Electric Power

Thermal energy storage

Market Size (MPTA): **4.1**

Several global engagements advancing

Water treatment

Market Size (MPTA): **1.5**



Critical mineral applications

Market Size (MPTA): **1.5**



MITSUI & CO.

first graphene

Other industrial uses

Market Size (MPTA): **12**

Defence, Rubber, Lubricants etc



Adapted from various data sources and studies including:

"Methane Pyrolysis for Hydrogen -Opportunities and Challenges," by Marc von Keitz, 2021, ARPA-E Available: <https://www.energy.gov/sites/default/files/2021-09/h2-shot-summit-panel2-methane-pyrolysis.pdf>

"R&D Opportunities for Development of Natural Gas Conversion Technologies for Co-Production of Hydrogen and Value-Added Solid Carbon Products" Argonne and Pacific Northwest National Laboratories, Nov 2017 Available: <https://www.osti.gov/servlets/purl/1411934>

"Natural & Synthetic Graphite: Outlook to 2030," Roskill, Oct 2020



Corporate Update



Corporate execution driving progress

Strengthening financial and strategic position to support near term commercialisation

- Continued cost discipline and maintain robust liquidity
- Robust ~\$20mIn funding position, including recent \$4.6mIn FY25 R&D rebate
- Low operating cost base, with CDP in standby mode
- Focus on strategic projects and partnerships to capitalise on technology's commercial potential
- CEO contract extended maintains momentum and continuity



Sharpening execution; Expanding IP; Advancing commercial deployments





Strategic priorities – Accelerating to scale

Multiple near-term catalysts to unlock value creation

Commercialising Technology

- 1 Accelerate process scale-up to meet demand for large-scale commercial projects
- 2 Unlock value potential in graphite product

Accelerate Scale-up

- 3 Canada definitive license terms for Final Investment Decision (FID)
- 4 Progress existing commercial portfolio through FEED

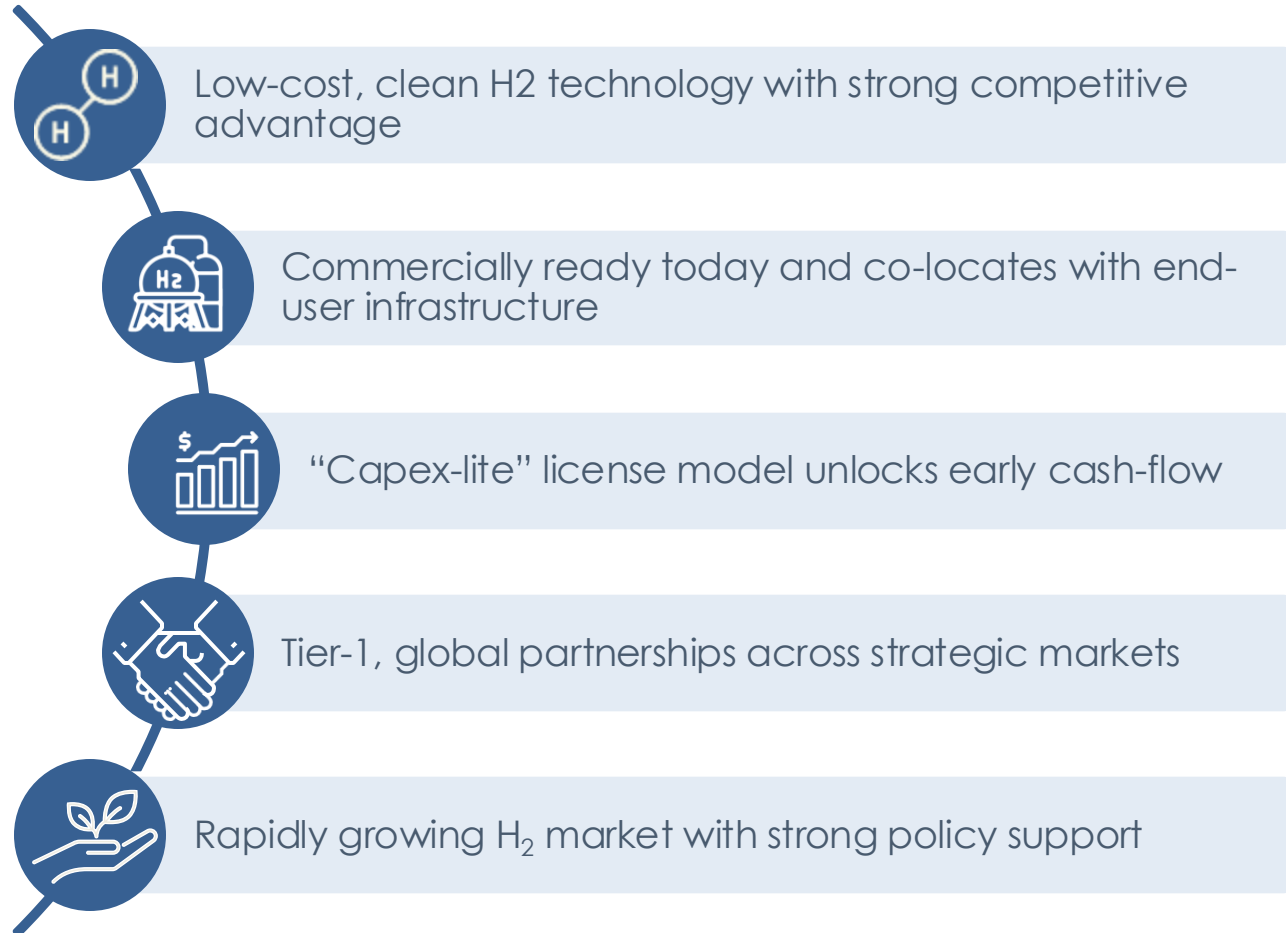
Growth & Monetisation

- 5 Secure strategic partnerships to accelerate project delivery
- 6 Continue to assess new licensing deals and other strategic opportunities

Lean organisation, continuous improvement culture and strong financial strategy



Investment case



CDP Site - Perth, Australia

Q&A





Hazer GroupTM

Hazer Group Ltd


ASX:HZR

Investor Relations Enquiries:

contact@hazergroup.com.au

Media Enquiries:

spitaro@nwrcommunications.com.au



hazergroup.com.au